

HISTORY & RECORDS

SINGLE GAME RECORDS • 76

SEASONAL & CAREER RECORDS • 81

DEFENSIVE RECORDS • 85


CONFERENCE RECORDS • 86

COACHING RECORDS • 88

TEAM RECORDS & RESULTS • 90

BIG SOUTH CONFERENCE • 101

ABOUT VMI & ROCKBRIDGE COUNTY • 102





Single Game Records-Individual

Most Points Scored

28-Thomas Haskins	Liberty	1995
28-Bobby Jordan	Stetson	1956
24-Thomas Haskins	The Citadel	1996
24-Stinson Jones	Buffalo	1961
24-Don Kern	George Washington	1960
24-Johnny Mapp	Catawba	1953

Most Points Responsible For

34-Tony Scales	William & Mary	1990
30-Dave Brown	The Citadel	1986
30-Bobby Mitchell	Buffalo	1961
28-Thomas Haskins	Liberty	1995
28-Bobby Jordan	Stetson	1956

Most Touchdowns Scored

4-Thomas Haskins	The Citadel	1996
4-Thomas Haskins	Liberty	1995
4-Bobby Jordan	Stetson	1956
4-Don Kern	George Washington	1960
4-Stinson Jones	Buffalo	1961
4-Johnny Mapp	Catawba	1953

Most Touchdowns Responsible For

5-Tony Scales	William & Mary	1990
5-Dave Brown	The Citadel	1986
5-Bobby Mitchell	Buffalo	1961
4-nine players		

Most Rushing Touchdowns

4-Thomas Haskins	The Citadel	1996
	Liberty	1995

Most PAT Placements Scored

8-David Tyler	Central Florida	1982
---------------	-----------------	------

Most 2-point Conversions Rushing

2-Thomas Haskins	Liberty	1995
2-Tony Scales	William & Mary	1990
2-Don Kern	The Citadel	1959

Most 2-point Conversions Passing

3-Howard Dyer	Virginia	1960
---------------	----------	------

Most 2-point Conversions Pass Receiving

2-John Hince	Davidson	1967
--------------	----------	------

Most Points Via Conversions (all methods)

8-David Tyler	Central Florida	1982
---------------	-----------------	------

Most Field Goals

5-Craig Jones	William & Mary	1977
4-Matt Sharpe	Coastal Carolina	2003
4-Matt Sharpe	Gardner-Webb	2003
4-Craig Jones	Appalachian State	1976
3-Barrett Way	Gardner-Webb	2005
3-Matt Sharpe	Charleston Southern	2003
3-Wade Hawkins	East Tennessee State	1989
3-Lee Wimbish	Furman	1980
3-Craig Jones	Richmond	1978
3-Don Cupit	The Citadel	1970

Longest Field Goal

57-Matt Maxey	Georgia Southern	2000
53-Barrett Way	Liberty	2004
53-Matt Sharpe	Coastal Carolina	2003
52-Lee Wimbish	Richmond	1980
51-Barrett Way	Gardner-Webb	2005
51-Mike Harris	Richmond	1997
50-Craig Jones	William & Mary	1977
49-Mike Harris	Marshall	1996
49-Wade Hawkins	UT-Chattanooga	1989
49-Jim Wall	Richmond	1986
49-Craig Jones	ECU	1978

Highest Field Goal Percentage (minimum 3 attempts)

100% - (5-5) Craig Jones	William & Mary	1977
100% - (4-4) Matt Sharpe	Gardner-Webb	2003
100% - (4-4) Geoff Goff	Appalachian State	1994
100% - (3-3) Barrett Way	Charleston Southern	2006
100% - (3-3) Barrett Way	Gardner-Webb	2005
100% - (3-3) Craig Jones	Richmond	1978
100% - (3-3) Lee Wimbish	Furman	1980
100% - (3-3) Wade Hawkins	East Tennessee State	1989

Longest Runs From Scrimmage

98-Granville Amos	William & Mary	1964
85-Marcus Mines	West Virginia Tech	1992
85-Andre Gibson	Furman	1976
83-Johnny Mapp	Catawba	1953
81-Mike Patterson	Virginia	1964
80-Thomas Haskins	UT-Chattanooga	1995
80-Pete Mazik	Virginia Tech	1962

Longest Pass Plays

93-Brown-Stock	Appalachian State	1986
85-Brown-Stock	East Tennessee State	1986
85-Johnston-Jordan	Lehigh	1956
84-Clark-Garnett	Furman	1977
78-Clark-Garnett	Virginia	1977

Longest Interception Return

100-Andy Tucker	Richmond	1961
90-Robert Mason	Lehigh	2005
86-Vern Keefer	Davidson	1958
80-Kerr Kump	Boston College	1967
70-Justin Huggard	Charleston Southern	2003
69-Mike Mayo	The Citadel	1986

Longest Kickoff Returns

100-Richard Holland	Furman	2000
97-Pete Johnson	Villanova	1958
93-Sam Woolwine	Richmond	1956
90-John Traynham	Marshall	1961
89-Ronnie Moore	Davidson	1975

Longest Punt Returns

87-Chris Witts	Davidson	1989
84-Kerr Kump	William & Mary	1968
70-Robert Savage	Lehigh	1978
70-Gary McNeal	William & Mary	1976
66-Ronnie Moore	Davidson	1974

Longest Punt

73-Brent Barth	Appalachian State	2000
70-Brent Barth	Appalachian State	2001
68-Sam Horner	Villanova	1958
67-Brent Barth	Duquesne	2001
67-Butch Nunnally	Iowa State	1963
66-Sam Horner	Virginia Tech	1959

Most Rushes

52-Tom Sowers	Davidson	1968
44-Floyd Allen	Western Carolina	1981
39-Thomas Haskins	Appalachian State	1996
39-Floyd Allen	Furman	1979
38-Floyd Allen	William & Mary	1980
38-Thomas Haskins	Appalachian State	1996

Most Net Yards Rushing

277-Thomas Haskins	The Citadel	1996
266-Thomas Haskins	UT-Chattanooga	1995
251-Thomas Haskins	Richmond	1994
250-Thomas Haskins	The Citadel	1994
246-Floyd Allen	Furman	1979
241-Thomas Haskins	Appalachian State	1996

All-Purpose Rushing

(includes rushing, receiving, punt returns & kickoff returns)

328-Thomas Haskins	Richmond	1994
326-Thomas Haskins	The Citadel	1994
325-Thomas Haskins	The Citadel	1996
309-Thomas Haskins	UT-Chattanooga	1995
303-Thomas Haskins	Liberty	1995
296-Mark Stock	East Tennessee State	1986
292-Thomas Haskins	The Citadel	1993

Highest Pass Efficiency

(10-19 atts.) 404.79-Tony Scales	William & Mary	1990
(9/12, 314 yds., 4TDs, 0 int)		
(20-29 atts.) 230.40-Dave Brown	The Citadel	1986
(8/20, 320 yds., 4 TDs, 1 int)		
(over 30 atts.) 191.93-Hill Ellett	Virginia	1966
(22/32, 274 yds, 4 TDs, 0 int)		

Most Passes Attempted

57-Joey Gibson	East Tennessee State	2001
55-Dave Brown	Marshall	1988
49-Murphy Sprinkel	Boston College	1968
45-Joey Gibson	Wofford	2001
43-Robbie Chenault	Furman	1997
41-Kirk Monteione	Liberty	2004
41-Joey Gibson	Western Carolina	2002

Most Passes Completed

27-Kirk Monteione	Liberty	2004
26-Jonathan Wilson	Wofford	2005
26-Joey Gibson	East Tennessee State	2001
26-Dave Brown	Marshall	1988
25-Joey Gibson	Samford	2001
24-Jonathan Wilson	Gardner-Webb	2005
24-Robbie Chenault	Furman	1997
24-Joey Gibson	Wofford	2001
23-Al Comer	James Madison	1985

Highest Completion Percentage

(min. 10 attempts)		
90.0% (9-10) Mark Lambert	Virginia	1975
(10-19 attempts)		
83.3% (15-18) Jonathan Wilson	Davidson	2005
(20-29 attempts)		
72.7% (16-22) Al Comer	East Tennessee State	1983
(over 30 attempts)		
70.6% (24-34) Jonathan Wilson	Gardner-Webb	2005





Single Game Records-Individual

Most Yards Gained Passing

422-Dave Brown	Appalachian State	1986
390-Dave Brown	East Tennessee State	1986
349-Bobby Mitchell	Buffalo	1961
346-Joey Gibson	The Citadel	2000

Most Passes Had Intercepted

6-Tom Schultz	Navy	1973
6-Murphy Sprinkel	Boston College	1968

Most Touchdown Passes Thrown

5-Bobby Mitchell	Buffalo	1961
4-Jonathan Wilson	Gardner-Webb	2005
4-Joey Gibson	The Citadel	2000
4-Tony Scales	William & Mary	1990
4-Dave Brown	The Citadel	1986
4-Hill Ellett	Virginia	1966

Most Touchdown Passes Caught

3-Teray Frost	Morehead State	1998
3-Dan Lyle	William & Mary	1990
3-Stinson Jones	Buffalo	1961
3-Dick Evans	Davidson	1959
3-Dick Evans	George Washington	1959

Most Yards Total Offense

400-Dave Brown	Appalachian State	1986
399-Dave Brown	East Tennessee State	1986
365-Al Comer	Marshall	1985
344-Bobby Mitchell	Buffalo	1961
339-Tony Scales	William & Mary	1990

Most Total Offensive Players

64-Dave Brown	Marshall	1988
61-Joey Gibson	East Tennessee State	2001
59-Murphy Sprinkel	Boston College	1968
54-Al Comer	James Madison	1985
53-Al Comer	William & Mary	1985

Most Passes Caught

13-Jeff Hubbard	Furman	1995
10-Zohn Burden	Ohio	2004
10-Zohn Burden	Liberty	2004
10-John Puvogel	Samford	2001
10-Teray Frost	Morehead State	1998
10-Tom Radle	Virginia	1982
10-Frank Easterly	Boston College	1967

Most Yards Gained Pass Receiving

263-Mark Stock	East Tennessee State	1986
220-Mark Stock	Appalachian State	1986
193-Teray Frost	Morehead State	1998
183-Jeff Hubbard	Furman	1995
159-Mark Stock	The Citadel	1986
154-Dan Lyle	William & Mary	1990
154-James Wright	Marshall	1985
153-Zohn Burden	Gardner-Webb	2005

Most Pass Interceptions

3-Christian Kelly	Charleston Southern	2006
3-Gene Williams	The Citadel	1973
3-John Landry	Virginia	1972
3-Stinson Jones	Villanova	1961

Most Fumbles Recovered

3-Mike Kemp	East Tennessee State	1989
-------------	----------------------	------

Most Yards Gained on Interception Returns

100-Andy Tucker	Richmond	1961
-----------------	----------	------

Most Punts

13-Jim Bailey	West Virginia	1969
---------------	---------------	------

Most Total Yards Punting

472-Jim Bailey	West Virginia	1969
----------------	---------------	------

Most Punt Return Yards

169-Ronnie Moore	Davidson	1974
------------------	----------	------

Most Kickoff Return Yards

207-Titus Green	Furman	2001
-----------------	--------	------

100 Yards Rushing (three players)

Tony Scales (167), Marcus Mines (113), Scott Council (110)	East Tennessee State	1991
--	----------------------	------

100 Yards Rushing (two players)

Sean Mizzer (206), T.J. Snelling (109)	Davidson	2003
--	----------	------

T.J. Snelling (135), Sean Mizzer (121)	Liberty	2002
--	---------	------

Thomas Haskins (227), Jason White (101)	Chattanooga	1996
---	-------------	------

Tony Scales (204), Scott Council (191)	Richmond	1991
--	----------	------

Tony Scales (161), Marcus Mines (112)	Western Carolina	1991
---------------------------------------	------------------	------

Floyd Allen (190), Butch Hostetter (101)	Appalachian State	1979
--	-------------------	------

Ronnie Norman (121), Kim Glidewell (157)	William and Mary	1974
--	------------------	------

Ronnie Norman (173), Kim Glidewell (114)	Colgate	1974
--	---------	------

100 Yards Receiving (two players)

Frank Easterly (118), Jimmy Burg (112)	Davidson	1967
--	----------	------

James Wright (154), Mark Stock (109)	Marshall	1985
--------------------------------------	----------	------

Mark Stock (159), Keith Washington (122)	The Citadel	1986
--	-------------	------

100 Yards Rushing & Passing


Tony Scales (161 rushing, 100 passing)	Western Carolina	1991
--	------------------	------

100 Yards Rushing & Receiving

Sean Mizzer (106 rushing, 104 receiving)	Western Carolina	2002
--	------------------	------

200-YARD GAMES

277	Thomas Haskins vs. The Citadel.....	1996
266	Thomas Haskins vs. Chattanooga.....	1996
251	Thomas Haskins vs. Richmond.....	1994
250	Thomas Haskins vs. The Citadel.....	1994
246	Floyd Allen vs. Furman.....	1979
241	Thomas Haskins vs. Appalachian State.....	1996
227	Thomas Haskins vs. Chattanooga.....	1996
225	Thomas Haskins vs. Appalachian State.....	1994
224	Thomas Haskins vs. The Citadel.....	1993
215	Tim Sowers vs. Davidson.....	1968
210	Thomas Haskins vs. Richmond.....	1996
209	Marcus Mines vs. West Virginia Tech.....	1992
206	Sean Mizzer vs. Davidson.....	2003
205	Tony Scales vs. Appalachian State.....	1991
204	Tony Scales vs. Richmond.....	1991
200	Thomas Haskins vs. Appalachian State.....	1995



Thomas Haskins (1993-96) is VMI's all-time leading rusher and holds 21 school records.





OFFENSE

Most Points Scored	69, vs. Central Florida	1982
Most Touchdowns Scored	10, vs. Central Florida	1982
Most safeties scored	1, vs. George Washington '54, The Citadel '62, Marshall '61, Virginia Tech '74, '78, William & Mary '86, '89, '97, W. Carolina '99	
Most PAT placements scored	9, vs. Central Florida	1982
Most 2 pt. conversions	4, vs. Davidson	1967
Most 2 pt. conv. - rushing	3, vs. UT-Chattanooga	1992
Most 2 pt. conv. - passing	3, vs. Virginia	1960
Most points via all conversions	10, vs. Davidson	1967
Most field goals	5, vs. William & Mary	1977
Most rushes	90, vs. East Tennessee State	1990
Fewest rushes	21, vs. Marshall	1988
Most net yds. rushing	531, vs. Richmond	1991
Fewest net yds. rushing	-18, vs. East Tennessee State	2000
Most rushing touchdowns	10, vs. Central Florida	1982
Most passes attempted	58, vs. Wofford	2001
Fewest passes attempted	2, vs. The Citadel	1955, '99
Most passes completed	28, vs. Wofford	2001
Fewest passes completed	0, vs. Marshall	1989
	0, vs. Boston College	1954
	0, vs. The Citadel	1953, '99
Most net yards passing	422, vs. Appalachian State	1986
Fewest net yards passing	-1, vs. Richmond	2006
Most touchdown passes thrown	5, vs. Boston College	1968
Most passes had intercepted	6, vs. Buffalo	1961
Most total plays	95, vs. James Madison & East Tennessee State	1990
Fewest total plays	43, vs. Richmond	1961
Most net total offense	664, vs. West Virginia Tech	1992
Least net total offense	61, vs. Villanova	1962
Most yds. via interception returns	124, vs. Boston College	1967
Most punts	13, vs. West Virginia	1969
Most total yards on punts	472, vs. West Virginia	1969
Most total first downs	34, vs. West Virginia Tech	1990
	2, vs. Villanova	1962
Most first downs rushing	26, vs. West Virginia Tech	1990
Fewest first downs rushing	1, vs. Villanova '62, Virginia '62, UT-Chattanooga '85	
Most first downs passing	16, vs. Appalachian State	1988
Fewest first downs passing	0, seven times, most recent vs. The Citadel, 1999	
Most fumbles lost	7, vs. Virginia Tech '55, Richmond '73	
Most yards penalized	151, vs. Georgia	1966
Largest victory margin	69, vs. Central Florida	1982
Largest losing margin	67, vs. Cincinnati	1953

DEFENSE

Most pass interceptions	6, vs. Virginia Tech	1959
Most fumbles recovered	6, vs. East Tennessee State	1994
	6, vs. West Virginia	1969
Fewest yds. penalized	0, vs. Richmond	1973
	0, vs. Boston College	1968
	0, vs. Army	1956
Fewest first downs allowed	4, vs. Virginia Tech '61, Furman '70	
Most first downs allowed	36, vs. William & Mary '91, '93	
Fewest rushing yards allowed	8, vs. Virginia	1977
Most rushing yards allowed	558, vs. Georgia Tech	1975
Fewest passing yards allowed	-16, vs. Richmond (NCAA record)	1957
Most passing yards allowed	642, vs. Marshall	1991
Least total offense allowed	42, vs. Davidson	1975
Most offense allowed	789, vs. Marshall	1991
Fewest total offensive plays (opponent)	41, vs. Virginia Tech	1961
	41, vs. Florida State	1954
Most total offensive plays (opponent)	99, vs. Gardner-Webb	2005
Fewest rushing attempts (opponent)	20, vs. West Virginia Tech	1990
	20, vs. Davidson	1973
Most rushing attempts (opponent)	82, vs. Georgia Tech	1975
Fewest passing attempts (opponent)	0, vs. Virginia Tech	1976
Most passing attempts (opponent)	60, vs. Davidson	2006
Most points allowed	70, vs. Virginia Tech	1966
Most touchdowns allowed	10, vs. Virginia Tech	1966
	10, vs. Cincinnati	1953
Most rushing touchdowns allowed	8, vs. Furman	1999
Most passing touchdowns allowed	6, vs. Marshall	1991
Most defensive extra points	2, vs. Davidson	1989

Keydets in Overtime: 5-1

<u>Year</u>	<u>Result</u>	<u>Location</u>
1992	VMI 37, Chattanooga 34 (OT)	Lexington, Va.
1993	VMI 35, Chattanooga 29 (2OT)	Lexington, Va.
1994	VMI 26, Appalachian State 23 (OT)	Boone, N.C.
1996	VMI 34, The Citadel 27 (2OT)	Lexington, Va.
2001	VMI 19, Chattanooga 16 (OT)	Lexington, Va.
2005	Gardner-Webb 55, VMI 52 (2OT)	Lexington, Va.





INDIVIDUAL OFFENSE

Most Points Scored

106-Thomas Haskins	1995
92-Thomas Haskins	1996
91-Matt Sharpe	2003
78-Floyd Allen	1981
78-Johnny Mapp	1953

Most Points Responsible for

146-Joey Gibson	2002
138-Howard Dyer	1960
108-Jonathan Wilson	2003
106-Thomas Haskins	1995
106-Howard Dyer	1959

Most Touchdowns Scored

17-Thomas Haskins	1995
15-Thomas Haskins	1996
13-Floyd Allen	1981
13-Johnny Mapp	1953

Most Touchdowns Responsible for

24-Joey Gibson	2002
20-Howard Dyer	1960
18-Jonathan Wilson	2003
17-Thomas Haskins	1995
17-Howard Dyer	1959
17-Thomas Haskins	1996

Most PAT's by Placement

40-Matt Sharpe	2003
37-Matt Sharpe	2002
29-Mike Harris	1995
24-Matt Maxey	2000
24-Vic Kane	1991
23-Wade Hawkins	1990

Most 2-pt Conversions, Running

3-Sam Horner	1958
--------------	------

Most 2-pt Conversion, Passing

9-Howard Dyer	1960
---------------	------

Most 2-pt Conversions, Receiving

3-Dick Willard & Don Kern	1960
3-John Hince	1967

Most Rushing Attempts

291-Floyd Allen	1980
286-Thomas Haskins	1996
265-Floyd Allen	1979

Most Yards Gained Rushing

1,698-Thomas Haskins	1996
1,548-Thomas Haskins	1995
1,509-Thomas Haskins	1994
1,276-Floyd Allen	1980
1,249-Floyd Allen	1979
1,244-Sean Mizzer	2003

Most Rushing Touchdowns

17-Thomas Haskins	1995
15-Thomas Haskins	1996
12-Floyd Allen	1981

Most 100 Yard Rushing Games

8-Thomas Haskins	1996
8-Floyd Allen	1980
7-Sean Mizzer	2003
7-Thomas Haskins	1995
7-Thomas Haskins	1994
7-Floyd Allen	1979
7-Ronnie Norman	1974

Most 200 Yard Rushing Games

4-Thomas Haskins	1996
------------------	------

All Purpose Running

(includes Rushing, Pass Receiving, Punt Returns & Kickoff Returns)

2,134-Thomas Haskins	1995
2,092-Thomas Haskins	1996
2,011-Mark Stock	1988
2,005-Thomas Haskins	1994
1,509-Sean Mizzer	2003
1,480-Sean Mizzer	2004
1,451-Floyd Allen	1979

Highest Pass Efficiency

175.20-Howard Dyer	1959
(55/105, 1,072 yds, 13 TD, 2 int)	
133.28-Dave Brown	1986
(106/209, 1,995 yds, 10 TD, 14 int)	
123.64-Kirk Monteleone	2004
(76/120, 808 yds, 5 TD, 6 int)	
115.49-Howard Dyer	1960
(87/168, 1,222 yds, 8 TD, 11 int)	

Most Passes Attempted

348-Al Comer	1985
348-Joey Gibson	2002
329-Dave Brown	1988
296-Jonathan Wilson	2003
295-Jonathan Wilson	2005
287-Murphy Sprinkel	1969
276-Joey Gibson	2001

Most Passes Completed

185-Al Comer	1985
184-Jonathan Wilson	2005
181-Joey Gibson	2002
178-Dave Brown	1988
168-Jonathan Wilson	2003
144-Joey Gibson	2001

Most Yards Gained Passing

2,380-Al Comer	1985
2,328-Joey Gibson	2002
2,260-Jonathan Wilson	2003
2,141-Dave Brown	1988
1,995-Dave Brown	1986

Most TD Passes Thrown

17-Joey Gibson	2002
13-Dave Brown	1988
13-Howard Dyer	1959
12-Jonathan Wilson	2003
11-Hill Ellett	1966

Most TD Passes Caught

9-Mark Stock	1988
9-Carl Rhodes	1965
9-Dick Evans	1959
8-Mark Stock	1986

Best Pass Completion %

63.3-Kirk Monteleone (76-120)	2004
62.4-Jonathan Wilson (184-295)	2005
56.8-Jonathan Wilson (168-296)	2003
55.3-Dave Brown (126-228)	1987
54.9-Kyle Hughes (28-51)	2006
54.1-Dave Brown (178-329)	1989
53.2-Al Comer (185-348)	1985
53.2-Mark Lambert (100-188)	1975
52.4-Howard Dyer (55-105)	1959

Most 200 Yard Passing Games

7-Joey Gibson	2002
6-Jonathan Wilson	2003
5-Al Comer	1985
4-Jonathan Wilson	2005
4-Tom Schultze	1972
4-Dave Brown	1988

Most Field Goals

17-Matt Sharpe	2003
15-Craig Jones	1976
14-Craig Jones	1978
13-Craig Jones	'77 & '79

Highest Field Goal Percentage (min. 10 att.)

84.6% (11-13) Barrett Way	2005
83.3% (10-12) Barrett Way	2006
83.3% (10-12) Lee Wimbish	1980
83.3% (15-18) Craig Jones	1976

Most Total Offensive Plays

460-Al Comer	1985
455-Joey Gibson	2002
416-Dave Brown	1988





Single Season Records

Most Yards Total Offense		
2,597-Joey Gibson	2002	
2,424-Al Comer	1985	
2,276-Jonathan Wilson	2003	
1,971-Dave Brown	1988	
Most Passes Caught		
74-Mark Stock	1988	
58-Zohn Burden	2005	
57-Zohn Burden	2004	
54-Tom Radle	1982	
48-Pedro Garcia	2001	
47-Ronnie Moore	1975	
46-Ronnie Moore	1973	
46-Pedro Garcia	2002	
Most Yards Gained Receiving		
1,161-Mark Stock	1988	
1,123-Mark Stock	1986	
803-Pedro Garcia	2002	
742-Zohn Burden	2005	
698-Dick Evans	1959	
676-Ronnie Moore	1973	
Most 100 Yards Receiving Games		
8-Mark Stock	1988	
5-Mark Stock	1986	
3-Mark Stock	1985	
Most Yardage, Kickoff Returns		
750-Kevin Solomon	2002	
634-Titus Green	2001	
628-Richard Holland	2000	
559-Bryant McMillian	1991	
553-Thomas Haskins	1995	
539-Titus Green	2005	
532-Thomas Haskins	1993	
Most Yardage Punt Returns		
349-Eddie Willis	1965	
327-Kerr Kump	1968	
260-Mark Stock	1988	
Most Punts		
101-Jim Bailey	1969	
93-Jim Bailey	1970	
82-Jim Bailey	1971	
Best Punting Average		
42.6-Sam Horner	1958	
42.4-Bobby Jordan	1955	
42.0-Bobby Jordan	1957	
Most Passes Intercepted		
7-Mike Mayo	1985	
7-Frank Ladson	1982	
7-Steve Umberger	1982	
7-Kerr Kump	1967	
Most Passes Had Intercepted		
27-Tom Schultze	1973	
19-Vern Beitzel	1971	
17-Al Comer	1985	
17-Robby Clark	1978	
Most Yardage, Interception Returns		
160-Kerr Kump	1967	
127-Stinson Jones	1961	
122-Andy Tucker	1961	
101-Kerr Kump	1968	
Most Fumbles Recovered		
7-Mark Weiss	1970	


TEAM OFFENSE

Most Touchdowns Scored	44	2003
Fewest Touchdowns Scored	9	1971 & 1997
Most Points Scored	359	2003
Fewest Points Scored	77	1999
Most Rushing Attempts	703	1991
Fewest Rushing Attempts	345	2001
Most Net Yards Gained Rushing	3486	1991
Fewest Net Yards Gained Rushing	691	1969
Most Touchdowns Scored by Rushing	29	1991
Fewest Touchdowns Scored by Rushing	3	1988 & 1999
Most Passes Attempted	426	2001

Fewest Passes Attempted	91	1955
Most Passes Completed	226	2001
Fewest Passes Completed	27	1955
Most Touchdown Passes Thrown	17	1959 & 2002
Fewest Touchdown Passes Thrown	0	1989
Most Yards Gained Passing	2,572	1985
Fewest Yards Gained Passing	438	1955
Most Total Offense Plays	869	2002
Most Total Offense	4,681	2003
Least Total Offense	1,813	1969
Fewest Fumbles Lost	6	1959
Most Fumbles Lost	28	1955
Longest Winning Streak	12	1959-1960
Longest Unbeaten Streak	18	1957-1958
Most Consecutive Conference Victories	9 (Southern)	1959-1960
Most Consecutive Losses	18	1971-1972
Most Consecutive Games without Being Shutout	31	(10/2/76-9/22/79)

TEAM DEFENSE

Most Points Allowed	468	1998
Fewest Points Allowed	93	1959
Most First Downs Allowed	268	2000
Fewest First Downs Allowed	126	1958 & 1963
Most Pass Completions Allowed	190	2006
Fewest Pass Completions Allowed	40	1975
Most Pass Attempts (opponents)	338	2002
Fewest Pass Attempts (opponents)	106	1954
Most Passes Intercepted	28	1959
Most Yards, Interception Returns	334	1961
Most TDs Via Interceptions	4	1961
Fewest Passes Intercepted	4	1964 & 1997
Most Rushing Yards Allowed	3,231	1998
Fewest Rushing Yards Allowed	1,313	1954
Most Passing Yards Allowed	2,824	1991
Fewest Passing Yards Allowed	562	1975
Most Total Offense Allowed	5,390	2000
Least Total Offense Allowed	2,204	1954
Most Total Offensive Plays (opponent)	871	1970
Fewest Total Offensive Plays (opponents)	394	1954
Most Rushing Attempts (opponents)	643	1974
Fewest Rushing Attempts (opponents)	288	1954



Former San Diego Chargers, Georgia Tech, Army and Maryland coach Bobby Ross played for the legendary VMI head coach John McKenna in the late '50s.





RUSHING

		ATT-YARDS
1953	John Mapp	114 - 656
1954	Nick Servidio	124 - 534
1955	Sam Woolwine	100 - 480
1956	Sam Woolwine	107 - 507
1957	Sam Woolwine	105 - 531
1958	Sam Horner	102 - 612
1959	John Trayham	92 - 491
1960	Stinson Jones	82 - 289
1961	Stinson Jones	60 - 256
1962	Bill Davis	81 - 316
1963	Chuck Beale	61 - 284
1964	Granville Amos	68 - 312
1965	Tom Slater	123 - 489
1966	Bob Habasevich	80 - 317
1967	Bob Habasevich	187 - 663
1968	Tom Sowers	221 - 792
1969	Tom Sowers and Tom Byer	68 - 162
1970	Mac Bowman	84 - 162
1971	Mac Bowman	117 - 360
1972	Mac Bowman	224 - 732
1973	Mac Bowman	161 - 641
1974	Bruce Torbett	118 - 407
1974	Ronnie Norman	205 - 1,045
1975	Kim Glidewell	197 - 643
1976	Andre Gibson	121 - 566
1977	Andre Gibson	256 - 1,218
1978	Butch Hostetter	157 - 636
1979	Floyd Allen	265 - 1,249
1980	Floyd Allen	291 - 1,276
1981	Floyd Allen	264 - 861
1982	Stan Bass	197 - 680
1983	Trent Bridges	162 - 630
1984	Trent Bridges	132 - 455
1985	Dan Monahan	91 - 432
1986	Trent Bridges	68 - 283
1987	Joe France	108 - 395
1988	Scott Council	180 - 557
1989	Marcus Mines	118 - 638
1990	Tony Scales	134 - 544
1991	Tony Scales	185 - 1,105
1992	Tony Scales	147 - 577
1993	Thomas Haskins	106 - 594
1994	Thomas Haskins	258 - 1,509
1995	Thomas Haskins	248 - 1,548
1996	Thomas Haskins	286 - 1,698
1997	Avi Hopkins	157 - 623
1998	Gene Cauthen	93 - 351
1999	Gene Cauthen	78 - 298
2000	Gene Cauthen	143 - 566
2001	Gene Cauthen	187 - 710
2002	John Bell	136 - 522
2003	Sean Mizzer	207 - 1,244
2004	Sean Mizzer	176 - 729
2005	Nat Jackson	153 - 622
2006	Sean Mizzer	209 - 1,022

PASSING

		COMP-ATT-YARDS
1953	David Woolwine	32 - 78 - 440
1954	David Woolwine	35 - 105 - 530
1955	Bill Nebraska	14 - 49 - 216
1956	Duke Johnston	41 - 101 - 653
1957	Duke Johnston	37 - 90 - 520
1958	Bill Nebraska	26 - 67 - 497
1959	Howard Dyer	55 - 105 - 1,072
1960	Howard Dyer	87 - 168 - 1,222
1961	Bobby Mitchell	69 - 162 - 949
1962	Mark Mulrooney	24 - 68 - 263
1963	Butch Nunnally	53 - 124 - 744
1964	Charlie Sneed	65 - 133 - 899
1965	Hill Ellett	92 - 210 - 1,254
1966	Hill Ellett	105 - 205 - 1,281
1967	Russ Quay	75 - 151 - 912
1968	Murphy Sprinkel	81 - 222 - 1,163

1969	Murphy Sprinkel	95 - 187 - 1,004
1970	Gary Shope	38 - 114 - 462
1971	Vern Beitzel	77 - 204 - 934
1972	Tommy Schultze	120 - 242 - 1,728
1973	Tommy Schultze	116 - 242 - 1,400
1974	Tony Farry	51 - 117 - 609
1975	Mark Lambert	100 - 188 - 1,176
1976	Robby Clark	40 - 96 - 516
1977	Robby Clark	54 - 105 - 867
1978	Robby Clark	70 - 173 - 872
1979	John Bangley	62 - 122 - 791
1980	Dan Fritz	83 - 186 - 1,202
1981	Kelly Raber	110 - 215 - 1,450
1982	Kelly Raber	115 - 231 - 1,256
1983	Al Comer	97 - 214 - 1,109
1984	Jim Daly	60 - 124 - 614
1985	Al Comer	185 - 348 - 2,380
1986	Dave Brown	106 - 209 - 1,995
1987	Dave Brown	126 - 228 - 1,386
1988	Dave Brown	178 - 329 - 2,141
1989	Tony Scales	16 - 43 - 337
1990	Tony Scales	39 - 93 - 751
1991	Tony Scales	30 - 82 - 613
1992	Tony Scales	69 - 153 - 1,312
1993	Spike Johnson	29 - 74 - 377
1994	Al Lester	96 - 224 - 1,107
1995	Al Lester	100 - 207 - 1,159
1996	Al Lester	77 - 146 - 765
1997	Al Lester	63 - 159 - 686
1998	Aaron Mitchell	53 - 102 - 916
1999	Joey Gibson	20 - 48 - 268
2000	Joey Gibson	120 - 236 - 1,439
2001	Joey Gibson	144 - 276 - 1,572
2002	Joey Gibson	181 - 348 - 2,328
2003	Jonathan Wilson	108 - 296 - 2,260
2004	Kirk Monteleone	76 - 120 - 808
2005	Jonathan Wilson	184 - 295 - 1,861
2006	Jonathan Wilson	45 - 92 - 759

RECEIVING

		REC - YARDS
1953	Charlie Boyd	12 - 127
1954	Tom Dooley	11 - 229
1955	Dale Vaughn	6 - 92
1956	Bobby Jordan	14 - 249
1957	Bobby Jordan	19 - 317
1958	Carl Kasko	12 - 220
1959	Dick Evans	35 - 698
1960	Stinson Jones	26 - 394
1961	Kenny Reeder	26 - 323
1962	Kenny Reeder	12 - 159
1963	Joe Bush	20 - 333
1964	Joe Bush	18 - 232
1965	Carl Rhodes	32 - 518
1966	Bill McGowan	23 - 235
1967	Frank Easterly	43 - 506
1968	Frank Easterly	36 - 508
1969	Colby Trammell	29 - 324
1970	Steve Conlan	26 - 291
1971	Don Reisch	18 - 183
1972	Ronnie Moore	40 - 673
1973	Ronnie Moore	46 - 676
1974	Allen Morgan	21 - 308
1975	Ronnie Moore	47 - 662
1976	Johnny Garnett	23 - 329
1977	Johnny Garnett	23 - 371
1978	Robert Savage	22 - 358
1979	Brian Quisenberry	23 - 265
1980	Brian Quisenberry	16 - 238
1981	Teddy Gottwald	25 - 385
1982	Tom Radle	54 - 598
1983	Steve Pancham	33 - 334
1984	Steve Pancham	38 - 475
1985	Mark Stock	31 - 605
1986	Mark Stock	45 - 1,123
1987	James Wright	37 - 566
1988	Mark Stock	74 - 1,161

1989	Mark Rumph	16 - 276
1990	Dan Lyle	23 - 520
1991	Dan Lyle	16 - 424
1992	Dan Lyle	29 - 631
1993	Marlon Anderson	21 - 287
1994	Timmy Williams	23 - 476
1995	Jeff Hubbard	40 - 603
1996	Ed Pearson	22 - 262
1997	Richard Holland	37 - 464
1998	Teray Frost	37 - 654
1999	Aaron Yarbrough	11 - 153
2000	Teray Frost	41 - 621
2001	Pedro Garcia	48 - 540
2002	Pedro Garcia	46 - 803
2003	Zohn Burden	36 - 599
2004	Zohn Burden	57 - 595
2005	Zohn Burden	58 - 742
2006	Willie Bell	17 - 340

TOTAL OFFENSE

		RUSH	PASS	TOTAL
1953	John Mapp	656	0	656
1954	Dave Woolwine	178	530	708
1955	Sam Woolwine	480	0	480
1956	Duke Johnston	78	653	731
1957	Duke Johnston	277	520	797
1958	Bill Nebraska	171	497	668
1959	Howard Dyer	110	1,072	1,182
1960	Howard Dyer	256	1,222	1,478
1961	Bobby Mitchell	-32	949	917
1962	Bill Davis	316	0	316
1963	Butch Nunnally	46	744	790
1964	Charlie Sneed	-56	899	843
1965	Hill Ellett	-36	1,254	1,218
1966	Hill Ellett	-84	1,281	1,197
1967	Russ Quay	196	912	1,108
1968	Murphy Sprinkel	-157	1,163	1,006
1969	Murphy Sprinkel	-90	1,004	914
1970	Gary Shope	169	462	631
1971	Vern Beitzel	-88	934	846
1972	Tom Schultze	-368	1,728	1,360
1973	Tom Schultze	-158	1,400	1,242
1974	Ronnie Norman	1,045	0	1,045
1975	Mark Lambert	-64	1,176	1,112
1976	Robby Clark	348	516	864
1977	Andre Gibson	1,218	25	1,243
1978	Robby Clark	11	872	883
1979	Floyd Allen	1,249	0	1,249
1980	Floyd Allen	1,276	0	1,276
1981	Kelly Raber	39	1,450	1,489
1982	Kelly Raber	170	1,256	1,426
1983	Al Comer	6	1,109	1,115
1984	Jim Daly	-12	614	602
1985	Al Comer	44	2,380	2,424
1986	Dave Brown	-96	1,995	1,899
1987	Dave Brown	-73	1,368	1,295
1988	Dave Brown	-170	2,141	1,971
1989	Marcus Mines	638	0	638
1990	Tony Scales	544	751	1,295
1991	Tony Scales	1,105	613	1,718
1992	Tony Scales	577	1,312	1,889
1993	Thomas Haskins	594	68	662
1994	Thomas Haskins	1,509	0	1,509
1995	Thomas Haskins	1,548	0	1,548
1996	Thomas Haskins	1,698	60	1,758
1997	Al Lester	76	686	762
1998	Aaron Mitchell	85	916	1,001
1999	Joey Gibson	110	268	378
2000	Joey Gibson	-36	1,439	1,403
2001	Joey Gibson	47	1,572	1,619
2002	Joey Gibson	269	2,328	2,597
2003	Jonathan Wilson	16	2,260	2,276
2004	Kirk Monteleone	76	808	884
2005	Jonathan Wilson	6	1,861	1,867
2006	Sean Mizzer	1,022	0	1,022





1,000-Yard Club

RUSHING

	YEAR	ATT.-YARDS
Thomas Haskins	1996	286-1,698
Thomas Haskins	1995	248-1,548
Thomas Haskins	1994	258-1,509
Floyd Allen	1980	291-1,276
Floyd Allen	1979	265-1,249
Sean Mizzer	2003	207-1,244
Andre Gibson	1977	256-1,218
Tony Scales	1991	185-1,105
Ronnie Norman	1974	205-1,045
Sean Mizzer	2006	209-1,022

RECEIVING (500 YDS.)

	YEAR	REC.-YARDS
Mark Stock	1988	74-1,161
Mark Stock	1986	45-1,123
Pedro Garcia	2002	46-803
Zohn Burden	2005	58-742
Dick Evans	1959	35-698
Ronnie Moore	1973	46-676
Ronnie Moore	1972	40-673
Ronnie Moore	1975	47-662
Teray Frost	1998	37-654
Dan Lyle	1992	29-631
Teray Frost	2000	41-621
Mark Stock	1985	31-605
Jeff Hubbard	1995	40-603
Zohn Burden	2003	36-599
Tom Radle	1982	54-598
Zohn Burden	2004	57-595
James Wright	1987	37-566

Pedro Garcia	2001	48-540
Dan Lyle	1990	23-520
Carl Rhodes	1965	32-518
Frank Easterly	1968	36-508
Frank Easterly	1967	43-506

PASSING

	YEAR	COMP-ATT.-YARDS
Al Comer	1985	185 -348 - 2,380
Joey Gibson	2002	181 -348- 2,328
Jonathan Wilson	2003	168 -296- 2,260
Dave Brown	1988	178 -329 - 2,141
Dave Brown	1986	106 -209 - 1,995
Jonathan Wilson	2005	184 -295 - 1,861
Tommy Schultze	1972	120 -242 - 1,728
Joey Gibson	2001	144 -226 - 1,572
Kelly Raber	1981	110 -215 - 1,450
Joey Gibson	2000	120-236 - 1,439
Tommy Schultze	1973	116 -242 - 1,400
Dave Brown	1987	126 -228 - 1,368
Tony Scales	1992	69 -153 - 1,312
Hill Ellett	1966	105 -205 - 1,281
Kelly Raber	1982	115 -231 - 1,256
Hill Ellett	1965	98 -210 - 1,254
Howard Dyer	1960	87 -168 - 1,222
Dan Fritz	1980	83 -186 - 1,202
Mark Lambert	1975	100 -188 - 1,176
Murphy Sprinkel	1968	81 -222 - 1,163
Al Lester	1995	100 -207 - 1,159
Al Lester	1994	96 -224 - 1,107
Al Comer	1983	97 -214 - 1,109
Howard Dyer	1959	55 -105 - 1,072
Murphy Sprinkel	1969	95 -287 - 1,004

TOTAL OFFENSE

PLAYER	YEAR	RUSHES	YARDS	-----PASSES-----			TOTAL PLAYS	TOTAL YARDS	PER GAME AVG.
				COMP.	ATT.	YARDS			
QB Joey Gibson	2002	107	269	181	348	2,328	455	2,597	216.4
QB Al Comer	1985	112	44	185	348	2,380	460	2,424	220.4
QB Joey Gibson	2001	49	47	144	276	1,572	325	1,619	202.4
QB Dave Brown	1986	99	-96	106	209	1,995	308	1,899	189.9
QB Jonathan Wilson	2003	71	16	168	296	2,260	367	2,276	189.7
QB Dave Brown	1988	87	-170	178	329	2,141	416	1,971	183.7
QB Joey Gibson	2000	61	-36	120	236	1,439	297	1,403	175.4
QB Tony Scales	1992	147	1,312	69	153	1,312	300	1,889	171.7
QB Jonathan Wilson	2005	91	6	184	295	1,861	386	1,867	169.7
TB Thomas Haskins	1996	292	1,698	2	6	60	292	1,758	159.8
QB Tony Scales	1991	185	1,105	30	82	613	267	1,718	156.2
QB Kelly Raber	1981	79	39	110	215	1,450	294	1,489	148.9
QB Howard Dyer	1960	92	256	87	168	1,222	260	1,478	147.8
TB Thomas Haskins	1995	248	1,548	0	2	0	250	1,548	140.7
TB Thomas Haskins	1994	258	1,509	0	1	0	259	1,509	137.2
QB Kelly Raber	1982	93	170	115	231	1,256	324	1,426	129.6
QB Tom Schultze	1972	89	-360	120	242	1,728	331	1,360	123.6
QB Al Lester	1995	108	199	100	207	1,159	315	1,358	123.5
QB Hill Ellett	1965	77	-36	98	210	1,254	287	1,218	121.8
QB Hill Ellett	1966	60	-84	105	205	1,281	265	1,197	119.7
QB Howard Dyer	1959	56	110	55	105	1,072	161	1,182	118.2
QB Dave Brown	1987	96	-73	126	228	1,368	324	1,295	117.7
QB Tony Scales	1990	134	544	39	93	751	227	1,295	117.7
TB Floyd Allen	1980	291	1,276	0	0	0	291	1,276	116.0
TB Floyd Allen	1979	265	1,249	0	0	0	265	1,249	113.5
TB Andre Gibson	1977	256	1,218	2	5	25	261	1,243	113.0
QB Tom Schultze	1973	65	-158	116	242	1,400	307	1,242	112.9
QB Russ Quay	1967	106	196	72	151	912	178	1,108	110.8
QB Al Comer	1983	61	6	97	214	1,109	275	1,115	101.4
QB Mark Lambert	1975	46	-64	100	188	1,176	234	1,112	101.1
QB Murphy Sprinkel	1968	93	-157	81	222	1,163	315	1,006	100.6
TB Ronnie Norman	1974	205	1,045	0	0	0	205	1,045	96.4
QB Al Lester	1994	51	-77	96	224	1,107	275	1,030	93.6
TB Sean Mizzer	2006	209	1,022	0	0	0	209	1,022	92.9
QB Dan Fritz	1980	68	-188	83	186	1,202	254	1,014	92.2
QB Aaron Mitchell	1998	160	85	53	102	916	262	1,001	91.0





RUSHING

Most Attempts

Thomas Haskins	898	1993-96
Floyd Allen	860	1978-81
Sean Mizzer	741	2002-06
Kim Glidewell	614	1973-76
Tony Scales	562	1989-92
Mac Bowman	502	1970-72
Gene Cauthen	501	1998-2001

Most Net Yards

Thomas Haskins	5,349	1993-96
Sean Mizzer	3,733	2002-06
Floyd Allen	3,569	1978-81
Tony Scales	2,475	1989-92
Marcus Mines	2,430	1989-92
Kim Glidewell	2,168	1973-76
Andre Gibson	2,097	1974-77

Most Touchdowns

Thomas Haskins	50	1993-96
Sean Mizzer	27	2002-06
Floyd Allen	27	1978-81
Marcus Mines	26	1989-92
Tony Scales	19	1989-92
Kim Glidewell	18	1973-76
Sam Horner	16	1956-59

Most 100 Yd. Rushing Games

Thomas Haskins	24	1993-96
Sean Mizzer	18	2002-06
Floyd Allen	17	1978-81
Andre Gibson	9	1974-77
Ronnie Norman	9	1972-74

Most 200 Yd. Rushing Games

Thomas Haskins	10	1993-96
Tony Scales	2	1989-92

Most Consecutive 100 Yd. Rushing Games

Floyd Allen	6	1980
Thomas Haskins	5	1996
Sean Mizzer	4	2003
Andre Gibson	4	1977
Five people	3	

TOTAL OFFENSE (RUSHING & PASSING COMBINED)

Most Total Plays

Dave Brown	1,072	1985-88
Al Lester	1,061	1994-97
Tony Scales	932	1989-92
Al Comer	919	1982-85
Thomas Haskins	911	1993-96
Floyd Allen	860	1978-81

Most Total Yards Gained

Tony Scales	5,488	1989-92
Thomas Haskins	5,477	1993-96
Dave Brown	5,205	1985-88
Al Lester	4,212	1994-97
Al Comer	4,130	1982-85

PUNT RETURNS

Most Returns

Ronnie Moore	65	1972-75
Mark Stock	63	1985-88
Gary McNeal	56	1975-78

Most Yardage

Ronnie Moore	741	1972-75
Mark Stock	530	1985-88
Gary McNeal	518	1975-78

PASS INTERCEPTIONS

Most Passes Intercepted

Mike Mayo	15	1984-87
Stinson Jones	14	1958-61
Musa Sarki	12	2000-03
Steve Umberger	12	1980-82
Kerr Kump	12	1966-68
Frank Ladson	11	1982-83
Chris Clark	10	1984-87

Most Yards Gained

Kerr Kump	261	1966-68
Stinson Jones	205	1958-61
Mike Mayo	205	1984-87

Most Touchdowns Scored

Stinson Jones	2	1958-61
---------------	---	---------

PUNTING

Most Punts

Jim Bailey	276	1969-71
Brent Barth	272	1999-2002
Adam Peters	221	2003-06
Brian Southard	216	1989-92

Most Yards

Brent Barth	11,438	1999-2002
Jim Bailey	10,127	1969-71
Adam Peters	8,700	2003-06
Brian Southard	7,823	1989-92

Highest Average

(min. 60 punts)		
Brent Barth	42.1	1999-2002 (272 punts for 11,438 yards)
Sam Horner	41.8	1956-59 (65 punts for 2,718 yards)

PASSING

Pass Efficiency

Howard Dyer	139.74	1958-60	(149/286, 2453 yds., 22 TD, 14 int.)
Dave Brown	117.18	1985-88	(416/780, 5603 yds., 28 TD, 44 int.)
Hill Ellett	102.54	1964-66	(219/460, 2771 yds., 23 TD, 28 int.)

Most Attempts

Joey Gibson	908	1999-2002
Dave Brown	780	1985-88
Al Lester	746	1994-97
Jonathan Wilson	721	2003-06
Al Comer	694	1982-85
Murphy Sprinkel	560	1968-70

Most Completions

Joey Gibson	465	1999-2002
Jonathan Wilson	419	2003-06
Dave Brown	416	1985-88
Al Comer	337	1982-85
Al Lester	336	1994-97
Tom Schultze	236	1972-73

Most Passes Had Intercepted

Dave Brown	44	1985-88
Tom Schultze	43	1972-73
Al Comer	39	1982-85
Murphy Sprinkel	37	1968-70
Robby Clark	36	1975-78
Al Lester	36	1994-97

Most Passing Yards

Joey Gibson	5,607	1999-2002
Dave Brown	5,603	1985-88
Jonathan Wilson	5,096	2003-06
Al Comer	4,050	1982-85
Al Lester	3,717	1994-97
Tom Schultze	3,128	1972-73

Most Touchdown Passes Thrown

Joey Gibson	38	1999-2002
Dave Brown	28	1985-88
Jonathan Wilson	28	2003-06
Hill Ellett	23	1964-66
Howard Dyer	22	1958-60

Highest Completion Percentage

Jonathan Wilson	(419-721)	58.1%	2003-06
Dave Brown	(416-780)	53.3%	1985-88
Howard Dyer	(149-286)	52.1%	1958-60
Joey Gibson	(465-908)	51.2%	1999-2002

Most 200 Yard Passing Games

Joey Gibson	13	1999-2002
Jonathan Wilson	12	2003-06
Dave Brown	8	1985-88
Tom Schultze	6	1972-73





PASS RECEIVING

Most Passes Caught

Mark Stock	165	1985-88
Zohn Burden	162	2002-05
Ronnie Moore	153	1972-75
Gary Price	117	2002-05
James Wright	114	1984-87
Steve Panchan	111	1982-85
T.J. Snelling	105	2000-03
Pedro Garcia	98	1998-99, 2001-02

Most Yards Gained

Mark Stock	3,091	1985-88
Ronnie Moore	2,297	1972-75
Zohn Burden	2,111	2002-05
Dan Lyle	1,794	1989-92
James Wright	1,507	1984-87
Teray Frost	1,477	1997-2000
Pedro Garcia	1,373	1998-99, 2001-02

Most TD Passes Caught

Mark Stock	20	1985-88
Zohn Burden	13	2002-05
Teray Frost	13	1997-2000
Ronnie Moore	12	1972-75

Most Consecutive Games Catching Passes

Zohn Burden	34	2002-05
Gary Price	34	2002-05
Kevin Solomon	23	1999-2002
Mark Stock	22	1985-88
Ronnie Moore	22	1972-73
Johnny Garnett	18	1976-77

Most 100 Yard Receiving Games

Mark Stock	17	1985-88
Zohn Burden	5	2002-05
Ronnie Moore	4	1972-75
Dan Lyle	3	1989-92
Keith Washington	3	1983-86
Teray Frost	3	1997-00

KICKOFF RETURNS

Most Returns

James Wright	82	1984-87
Ronnie Moore	76	1972-75
Thomas Haskins	73	1993-96
Titus Green	67	2001,03,05

ALL-PURPOSE RUNNING

(Includes rushing, pass receiving, punt returns and kickoff returns)

Most Attempts

Thomas Haskins	1022	1993-96
Floyd Allen	911	1978-81
Sean Mizzer	869	2002-06
Kim Glidewell	646	1973-76

Most Total Yardage

Thomas Haskins	7,405	1993-96
Sean Mizzer	5,310	2002-06
Ronnie Moore	4,652	1972-75
Mark Stock	4,366	1985-88
Floyd Allen	4,131	1978-81
James Wright	3,248	1984-87
Teray Frost	3,204	1999-2000

SCORING

Most Touchdowns

Thomas Haskins	50	1993-96
Sean Mizzer	31	2002-06
Floyd Allen	29	1978-81
Marcus Mines	27	1989-92
Mark Stock	20	1985-88
Tony Scales	19	1989-92
Kim Glidewell	18	1973-76
Bobby Jordan	18	1954-57
Ronnie Moore	17	1972-75
Howard Dyer	17	1958-60

Most Touchdowns Responsible For (Includes TD Passes)

Thomas Haskins	53	1993-96
Joey Gibson	47	1999-2002
Jonathan Wilson	42	2003-06
Howard Dyer	39	1958-60

Most Points Responsible For

Thomas Haskins	326	1993-96
Joey Gibson	286	1999-2002
Howard Dyer	256	1958-60
Jonathan Wilson	256	2003-06
Craig Jones	221	1976-79

Most Kick PAT's Attempted

Matt Sharpe	101	2001-03
Mike Harris	78	1995-98
Barrett Way	61	2004-06
Craig Jones	60	1976-79
Wade Hawkins	57	1987-90
Mike Harris	56	1995-96
Geoff Goff	50	1991-94

Most Kick PAT's Scored

Matt Sharpe	95	2001-03
Mike Harris	73	1995-98
Craig Jones	56	1976-79
Barrett Way	55	2004-06
Wade Hawkins	53	1987-90
Mike Harris	51	1995-96
Geoff Goff	45	1991-94
David Tyler	43	1982-84

Most 2-Pt. Conversions Attempted

Howard Dyer	27	1958-60
Bobby Mitchell	12	1959-61

Most 2-Pt. Conversions Scored

Don Kern	6	1958-60
Tony Scales	4	1989-92
John Hince	4	1965-67
Thomas Haskins	4	1993-96

Most Field Goals Attempted

Craig Jones	83	1976-79
Wade Hawkins	52	1987-90
Mike Harris	48	1995-98
Matt Sharpe	38	2001-03
Barrett Way	37	2004-06
Lee Wimbish	32	1980-83
Mike Cole	32	1971-73
Geoff Goff	27	1991-94
Don Cupit	27	1969-70

Most Field Goals Scored

Craig Jones	55	1976-79
Wade Hawkins	31	1987-90
Barrett Way	29	2004-06
Matt Sharpe	27	2001-03
Mike Harris	27	1995-98
Mike Cole	17	1971-73
Geoff Goff	16	1991-94
Lee Wimbish	16	1980-83
Rick Tufaro	15	1974-75
Don Cupit	15	1969-70

Most Points Scored by Kicking

Craig Jones	221	1976-79
Mike Harris	154	1995-98
Matt Sharpe	176	2001-03
Wade Hawkins	146	1987-90
Barrett Way	142	2004-06
Geoff Goff	93	1991-94
Mike Harris	84	1995-96
Mike Cole	84	1971-73

Highest Field Goal Percentage (min. 20 attempts)

Barrett Way	78.4%	(29-37)	2004-06
Rick Tufaro	71.4%	(15-21)	1974-75
Matt Sharpe	71.1%	(27-38)	2001-03
Craig Jones	66.3%	(55-83)	1976-79
Wade Hawkins	59.6%	(31-52)	1987-90
Geoff Goff	59.6%	(16-27)	1991-94

Most Points Scored

Thomas Haskins	308	1993-96
Craig Jones	221	1976-79
Sean Mizzer	186	2002-06
Matt Sharpe	176	2001-03
Floyd Allen	176	1978-81
Marcus Mines	164	1989-92
Mike Harris	154	1995-98
Wade Hawkins	146	1987-90
Bobby Jordan	137	1954-57



SINGLE GAME LEADERS

Solo Tackles (First Hits)

16 John Willison	William & Mary	1976
16 Walt Bellamy	Virginia	1979
15 Glen Ralston	Appalachian State	1984
15 Bruce Kitchen	Virginia Tech	1979
15 Frank Ladson	Richmond	1983

Total Tackles

25 Glen Ralston	Western Carolina	1984
24 Mike Mayo	Richmond	1985
23 Glen Ralston	Appalachian State	1984
22 Mike Rogers	William & Mary	1996
21 Mike Rogers	ETSU	1996
20 Matt Kluk	Georgia Southern	1999
20 Anthony McIntosh	The Citadel	1988

SEASONAL LEADERS

Solo Tackles (First Hits)

2006 Patrick McKinney	37
2005 Justin Huggard	50
2004 Robert Mason	66
2003 Derik Screen	60
2002 Robert Mason	44
2001 Derik Screen	61
2000 Chris Walsh	64
1999 Deffy Mubangu	58
1998 Qesuan Wigfall	60
1997 Mike Rogers	67
1996 Cornell Lewis	89
1995 Kelly Cook	62
1994 Terry Tucker	60
1993 Kevin Reardon	71
1992 Camillus Musselman	91
1991 Camillus Musselman	66
1990 Wayne Purcell	64
1989 Wayne Purcell	68
1988 Anthony McIntosh	81
1987 Dan Young	86
1986 Andy Titone	88
1985 Ambrose Phillips	50
1984 Glen Ralston	86
1983 Frank Ladson	77
1982 Jim Rice	50
1981 Melvin Rucker	88
1980 Melvin Rucker	70
1979 Walt Bellamy	77
1978 Walt Bellamy	69
1977 Ned Stepanovich	55
1976 John Willison	79
1975 Glen Jones	76
1974 John Willison & Phil Upton	77

Total Tackles**(Solo and Assists)**

2006 Patrick McKinney	82
2005 Justin Huggard	136
2004 Robert Mason	120
2003 Derik Screen	144
2002 Robert Mason	80
2001 Derik Screen	106
2000 Chris Walsh	113
1999 Deffy Mubangu	98
1998 Andre Curtis	106
1997 Mike Rogers	151
1996 Mike Rogers	156
1995 Kelly Cook	121
1994 Terry Tucker	93
1993 Kevin Reardon	119
1992 Camillus Musselman	127
1991 Camillus Musselman	130
1990 Wayne Purcell	94
1989 Wayne Purcell	102
1988 Anthony McIntosh	128
1987 Dan Young	128
1986 Andy Titone	118
1985 Mike Mayo	89
1984 Glen Ralston	144
1983 Frank Ladson	106
1982 Jim Rice	92
1981 Melvin Rucker	158
1980 Melvin Rucker	141
1979 Walt Bellamy	124
1978 Walt Bellamy	122
1977 Ned Stepanovich	90
1976 John Willison	110
1975 Glen Jones	114
1974 John Willison	126

Fumbles Recovered

2006 Keith Taylor	2
2005 Todd Baldwin & Travis Ludden	2
2004 4 Players with Justin Huggard & Mike Maleski	2
2003 10 Players with Derik Screen	1
2002 Derik Screen	2
2000 Qesuan Wigfall	4
1999 Richard Holland	3
1998 David Budlong & Darius Parker	2
1997 Mike Rogers & Qesuan Wigfall	2
1996 Matt Coley	2
1995 Kelly Cook & Tom Curran	2
1994 Damon Pinero	3
1993 Drew Dunnington	4
1992 Eugene Pribila & Mike Morgan	2
1991 Six Players With Todd Washington	1
1990 Todd Washington	3
1989 Mike Kemp	3
1988 Anthony McIntosh	3
1987 Todd Freiwald	2
1986 Andy Titone	3
1985 Three Players With Jimmy Walker	3
1984 Jimmy Walker	3
1983 Three Players With Blake Hippenstiel	2
1982 Blake Hippenstiel	4
1981 Jim Rice	4
1980 Barry Smith	2
1979 Tim Cox	3
1978 Walt Bellamy	2
1977 Glen Jones & Dale Ogg	3
1976 Four Players With Eric Radford	3
1975 Eric Radford	3
1974 Terry White	4

Passes Intercepted

2006 Christian Kelly & Jamaal Walton	3
2005 Four Players with Justin Huggard & Jamaal Walton	2
2004 Justin Huggard & Musa Sarki	2
2003 Musa Sarki	5
2002 Musa Sarki	6
2001 DeAngello Plather	3
2000 Richard Holland	3
1999 Richard Holland & Deffy Mubangu	2
1998 John Herrin	3
1997 Four players with Demond Ferebee	1
1996 Demond Ferebee	5
1995 Kelly Cook & Timmy Williams	2
1994 Torre Costin	3
1993 Kevin Reardon	3
1992 Mike Morgan & Terry Tucker	2
1991 Dewayne Arkadie	5
1990 Boo Lassiter	5
1989 Five Players with Three Players with Mike Mayo	1
1988 Three Players with Mike Mayo	2
1987 Mike Mayo	5
1986 Mike Mayo	3
1985 Mike Mayo	7
1984 Scott Vaughn	3
1983 Frank Ladson	4
1982 Frank Ladson & Steve Umberger	7
1981 Les Dunnaville & Steve Umberger	4
1980 Les Dunnaville	3
1979 Tim Cox	3
1978 Four Players with Tim Cox & Gary McNeal	2
1977 Tim Cox & Gary McNeal	3
1976 Bobby McQueen	4
1975 Bobby McQueen	5

CAREER LEADERS

Solo Tackles

John Willison	1973-76	257
Glen Jones	1974-77	243
Camillus Musselman	1990-93	220
Mike Rogers	1994-97	207
Melvin Rucker	1979-82	203
Walt Bellamy	1977-79	188
Wayne Purcell	1987-90	188
Robert Mason	2002-05	183
Mike Mayo	1984-87	166

Total Tackles (Solo & Assists)

Mike Rogers	1994-97	457
John Willison	1973-76	456
Melvin Rucker	1979-82	399
Robert Mason	2002-05	371
Glen Jones	1974-77	367
Derik Screen	2000-03	357
Andre Curtis	1995-98	354
Camillus Musselman	1990-93	352
Chris Walsh	1999-2002	349
Todd Baldwin	2002-05	346





FIRST TEAM, ALL-BIG SOUTH

Table with columns: SEASON, NAME, CLASS, POSITION. Lists players from 2003 to 2006.

FIRST TEAM, ALL-SOUTHERN CONFERENCE

Table with columns: SEASON, NAME, CLASS, POSITION. Lists players from 1935 to 2002.

BIG SOUTH PLAYERS-OF-THE-WEEK

- List of players and their achievements for Big South Players-of-the-Week from 2003 to 2004.

- List of players and their achievements for Big South Players-of-the-Week from 2005 to 2006.

SOCON PLAYERS-OF-THE-WEEK

- List of players and their achievements for Socon Players-of-the-Week from 1962 to 1999.





BIG SOUTH RECORD HOLDERS

Individual Records

Pass Completion Percentage, Game - 88.3 (15-18) Jonathan Wilson vs. Davidson, 9/3/05
Interceptions, Game -
 3, Christian Kelly at Charleston Southern, 10/21/06
***Field Goal Attempts, Game** -
 5, Matt Sharpe vs. Charleston Southern, 10/11/03;
 5, Matt Sharpe vs. Coastal Carolina, 11/1/03
Longest Field Goal, Game -
 53, Matt Sharpe vs. Coastal Carolina, 11/1/03
 53, Barrett Way vs. Liberty, 11/6/04
***Field Goals Made, Game** -
 4, Matt Sharpe vs. Gardner-Webb, 10/18/03
 4, Matt Sharpe vs. Coastal Carolina, 11/1/03
***Field Goal Percentage, Game** -
 100.0 (4-4), Matt Sharpe vs. Gardner-Webb, 10/18/03; 100.0 (3-3) Barrett Way vs. Gardner-Webb, 10/22/05
***Punt Returns, Game** - 6, John Puvogel, vs. Austin Peay, 11/8/03
***Most 100-Yard Rushing Games, Season**- 7, Sean Mizzer, 2003
Total Tackles, Season - 144, Derik Screen, 2003
Scoring by Kicks, Season - 91, Matt Sharpe, 2003
Field Goals Made, Season- 17, Matt Sharpe, 2003
Field Goal Attempts, Season - 24, Matt Sharpe, 2003
Field Goal Percentage, Season - 84.6, Barrett Way (11-13), 2005
Punts, Season - 65, Adam Peters, 2004
Rushing Attempts, Career - 647, Sean Mizzer, 2003-06
All-Purpose Yards, Career - 4,621, Sean Mizzer, 2003-06
Field Goal Percentage, Career - 78.4% (29-37), Barrett Way, 2004-06
Total Punt, Career - 221, Adam Peters, 2003-06
Punting Yards, Career - 8,700, Adam Peters, 2003-06
Blocked Kicks, Career - 5, Eric Hall, 2003-06

Team Records

Yards Per INT Return, Game - 44.3, vs. Lehigh, 9/24/05
***Field Goal Attempts, Game** - 5, vs. Charleston Southern, 10/11/03;
 5, vs. Coastal Carolina, 11/1/03
***Field Goals Made, Game** - 4, vs. GWU, 10/18/03 & 4, vs. Coastal, 11/1/03
Longest Field Goal, Game - 53, vs. Coastal, 11/1/03; 53, vs. Liberty, 11/6/04
Field Goal Percentage, Game - 100.0 (4-4), vs. Gardner-Webb, 10/18/03
Fewest Interceptions, Season - 3, 2006
Field Goals Made, Season - 17, 2003
Field Goals Attempted, Season - 24, 2003
Field Goal Percentage, Season - 84.6%, 2005
***PAT Kicking Percentage, Season** - 100.0% (15-15), 2004
Punt Returns, Season - 34, 2003

SOUTHERN CONFERENCE RECORD HOLDERS

Individual Records

*** Highest Percentage of Field Goals, Game** - 100%, (5 of 5) Craig Jones vs. William & Mary, 1977
***Most Punts, Game** - 13, Jim Bailey vs. West Virginia, 1969
Most Punts, Season - 101, Jim Bailey, 1969 (NCAA I-A Record)
Highest Season Punting Average - 47.4, Brent Barth, 2002
Most Rushing Attempts, Game - 52, Tom Sowers vs. Davidson, 1968
*** Longest Run from Scrimmage** - 98 yards, Granville Amos vs. W&M, 1964
*** Longest Interception Return** - 100 yards, Andy Tucker vs. Richmond, 1961
Highest Average Yards/Catch, Season (40 catch min.) - 25.0, (45-1123) Mark Stock, 1986 (NCAA I-AA Record)

Team Records

Most Touchdowns Rushing, Game - 10, vs. Central Florida, 1982
Most Rushing Attempts, Game - 90, vs. East Tennessee State, 1990 (NCAA I-AA Record)
*** Fewest Pass Completions Allowed** - 0 vs. Va. Tech, 1976
Fewest Yards Allowed Passing, Game - (-16), vs. Richmond, 1957 (NCAA Division I-A Record)
** Denotes tied for record*

SOCON AWARD WINNERS

Player of the Year

1957 Bobby Jordan
 1960 Howard Dyer

Coach of the Year


1957 John McKenna
 1959 John McKenna
 1962 John McKenna
 1974 Bob Thalman
 1981 Bob Thalman
 2002 Cal McCombs

Jacobs Blocking Trophy

1938 Andy Trzeciak
 1940 Billy Walker
 1960 Lou Shuba
 1974 Andy Dearman
 1979 John Shuman
 1991 Lorenzo Carpenter

Athlete of the Year

1953-54 Johnny Mapp



Placekicker Matt Sharpe was named 2003 Big South Co-Scholar Athlete, and holds numerous Big South Conference kicking records.

VMI IN THE SOCON STANDINGS

Year	Won	Lost	Tie	Finish
1953	3	3	0	5
1954	4	3	0	5
1955	1	6	0	9
1956	2	3	1	6
1957	6	0	0	1
1958	2	2	1	4
1959	5	0	1	1
1960	4	1	0	1
1961	4	2	0	3
1962	6	0	0	1
1963	3	1	2	3
1964	1	4	0	8
1965	3	2	0	4
1966	1	4	0	8
1967	2	3	0	5
1968	1	3	0	5
1969	0	4	0	6
1970	1	4	0	7
1971	1	4	0	6
1972	1	5	1	6
1973	2	4	0	6
1974	5	1	0	1
1975	2	4	0	6
1976	2	3	0	5
1977	4	1	0	1
1978	1	4	0	6
1979	4	1	0	2
1980	1	4	1	6
1981	3	1	1	2
1982	2	3	0	6
1983	1	5	0	6
1984	1	4	0	8
1985	1	4	1	7

Year	Won	Lost	Tie	Finish
1986	1	5	0	7
1987	2	4	0	5
1988	1	5	0	6
1989	1	4	1	6
1990	1	5	0	7
1991	2	5	0	6
1992	1	6	NA	7
1993	1	7	NA	9
1994	1	7	NA	9
1995	3	5	NA	6
1996	3	5	NA	6
1997	0	8	NA	9
1998	0	8	NA	9
1999	0	8	NA	9
2000	1	7	NA	8
2001	1	7	NA	8
2002	3	5	NA	5

VMI also tied for the Southern Conference Championship in 1951.

VMI IN THE BIG SOUTH

Year	Won	Lost	Finish
2003	2	2	3
2004	0	4	5
2005	2	2	T-3
2006	0	4	5th





Coaching Records

Year	Coach	Seasons	Won	Lost	Tied	Points Scored	Points Against	Record
1891	Walter Taylor		3	0	1	52	12	3-0-1
1892	No Coach		4	0	1	128	18	
1893	No Coach		3	1	0	72	26	
1894	No Coach		6	0	0	138	6	13-1-1
1895	G.W. Bryant		5	1	0	164	12	
1896	G.W. Bryant	2	3	4	0	68	98	8-5-0
1897	R.N. Groner	1	3	2	0	76	6	3-2-0
1898	S.A. Boyle		4	2	0	110	41	
1899	S.A. Boyle	2	1	0	0	39	0	5-2-0
1900	Sam Walker		4	1	2	86	16	
1901	Sam Walker		4	3	0	199	61	
1902	Sam Walker	3	3	3	1	99	90	11-7-3
1903	W.W. Roper		2	1	0	36	28	
1904	W.W. Roper	2	3	5	0	70	70	5-6-0
1905	I.B. Johnson		2	5	1	40	103	
1906	I.B. Johnson	2	4	4	0	68	49	6-9-1
1907	C.S. Roller, Jr.		5	3	0	282	50	
1908	C.S. Roller, Jr.	2	3	2	0	120	20	8-5-0
1909	W.C. Gloth		4	3	0	59	51	
1910	W.C. Gloth	2	3	3	1	69	48	7-6-1
1911	Alpha Brummage		7	1	0	203	27	
1912	Alpha Brummage	2	7	1	0	163	36	14-2-0
1913	Henry G. Poague	1	7	1	2	197	54	7-1-2
1914	Frank H. Gorton		4	4	0	110	95	
1915	Frank H. Gorton		6	2	1	103	102	
1916	Frank H. Gorton	3	4	5	0	233	119	14-11-1
1917	Earl C. Abell	1	4	4	1	162	111	4-4-1
1918	Abell & Mose Goodman		1	3	0	25	60	1-3-0
1919	Red Fleming	1	6	2	0	121	45	6-2-0
Pre-1920: Home 93-13-8 (.851) Away 10-25-1 (.292) Neutral 12-28-2 (.310) Overall 115-66-11 (.628)								
1920	Blandy Clarkson		9	0	0	431	20	
1921	Blandy Clarkson		3	5	1	107	102	
1922	Blandy Clarkson		7	2	0	291	23	
1923	Blandy Clarkson		9	1	0	224	23	
1924	Blandy Clarkson		6	3	1	152	29	
1925	Blandy Clarkson		6	4	0	169	108	
1926	Blandy Clarkson	7	5	5	0	80	98	
Clarkson: Home 24-4-0 (.857) Away 9-10-1 (.475) Neutral 12-6-1 (.658) Overall 45-20-2 (.687)								
1927	W.C. Raftery		6	4	0	144	64	
1928	W.C. Raftery		5	3	2	95	75	
1929	W.C. Raftery		8	2	0	155	61	
1930	W.C. Raftery		3	6	0	30	122	
1931	W.C. Raftery		3	6	1	82	123	
1932	W.C. Raftery		2	8	0	44	166	
1933	W.C. Raftery		2	7	1	44	170	
1934	W.C. Raftery		1	8	0	51	190	
1935	W.C. Raftery		2	7	1	63	157	
1936	W.C. Raftery	10	6	4	0	122	140	
Raftery: Home 21-16-2 (.564) Away 9-24-1 (.279) Neutral 8-15-2 (.360) Overall 38-55-5 (.413)								
1937	Allison T. Hubert		5	5	0	134	94	
1938	Allison T. Hubert		6	1	4	159	86	
1939	Allison T. Hubert		6	3	1	125	100	
1940	Allison T. Hubert		7	2	1	127	62	
1941	Allison T. Hubert		4	6	0	134	173	
1942	Allison T. Hubert		3	5	1	111	130	
1943	Allison T. Hubert		2	6	0	46	183	
1944	Allison T. Hubert		1	8	0	65	231	
1945	Allison T. Hubert		5	4	0	155	138	
1946	Allison T. Hubert	10	4	5	1	122	188	
Hubert: Home 18-9-2 (.655) Away 15-22-3 (.413) Neutral 10-14-3 (.426) Overall 43-45-8 (.490)								
1947	A.W. Morton		3	5	1	120	152	
1948	A.W. Morton	2	6	3	0	183	116	
Morton: Home 5-1-0 (.833) Away 2-6-1 (.222) Neutral 2-1-0 (.667) Overall 9-8-1 (.528)								
1949	Thomas N. Nugent		3	5	1	157	207	
1950	Thomas N. Nugent		6	4	0	189	166	
1951	Thomas N. Nugent		7	3	0	227	162	
1952	Thomas N. Nugent	4	3	6	1	165	279	
Nugent: Home 6-2-0 (.750) Away 8-11-1 (.425) Neutral 5-5-1 (.500) Overall 19-18-2 (.513)								





Year	Coach	Seasons	Won	Lost	Tied	Points Scored	Points Against	Record
1953	John McKenna		5	5	0	174	196	
1954	John McKenna		4	6	0	132	223	
1955	John McKenna		1	9	0	85	259	
1956	John McKenna		3	6	1	167	220	
1957	John McKenna		9	0	1	201	101	
1958	John McKenna		6	2	2	214	99	
1959	John McKenna		8	1	1	243	93	
1960	John McKenna		7	2	1	218	135	
1961	John McKenna		6	4	0	134	105	
1962	John McKenna		6	4	0	119	119	
1963	John McKenna		3	5	2	140	134	
1964	John McKenna		1	9	0	123	200	
1965	John McKenna	13	3	7	0	121	200	
McKenna: Home 17-7-0 (.708) Away 32-37-5 (.466) Neutral 13-16-3 (.453) Overall 62-60-8 (.508)								
1966	Vito Ragazzo		2	8	0	129	305	
1967	Vito Ragazzo		6	4	0	205	195	
1968	Vito Ragazzo		1	9	0	90	290	
1969	Vito Ragazzo		0	10	0	78	409	
1970	Vito Ragazzo	5	1	10	0	120	451	
Ragazzo: Home 3-9-0 (.250) Away 5-24-0 (.172) Neutral 2-8-0 (.200) Overall 10-41-0 (.196)								
1971	Bob Thalman		1	10	0	78	257	
1972	Bob Thalman		2	9	0	150	299	
1973	Bob Thalman		3	8	0	118	316	
1974	Bob Thalman		7	4	0	212	175	
1975	Bob Thalman		3	8	0	162	187	
1976	Bob Thalman		5	5	0	138	206	
1977	Bob Thalman		7	4	0	223	155	
1978	Bob Thalman		3	8	0	114	227	
1979	Bob Thalman		6	4	1	158	210	
1980	Bob Thalman		3	7	1	142	242	
1981	Bob Thalman		6	3	1	165	156	
1982	Bob Thalman		5	6	0	221	180	
1983	Bob Thalman		2	9	0	100	339	
1984	Bob Thalman	14	1	9	0	121	320	
Thalman: Home 30-27-2 (.525) Away 19-61-1 (.241) Neutral 5-6-0 (.455) Overall 54-94-3 (.368)								
1985	Eddie Williamson		3	7	1	189	333	
1986	Eddie Williamson		1	10	0	138	370	
1987	Eddie Williamson		4	7	0	118	235	
1988	Eddie Williamson	4	2	9	0	152	298	
Williamson: Home 8-10-1 (.447) Away 2-21-0 (.087) Neutral 0-2-0 (.000) Overall 10-33-1 (.239)								
1989	Jim Shuck		2	8	1	151	307	
1990	Jim Shuck		4	7	0	251	346	
1991	Jim Shuck		4	7	0	243	373	
1992	Jim Shuck		3	8	0	245	315	
1993	Jim Shuck	5	1	10	0	139	396	
Shuck: Home 12-12-0 (.500) Away 2-24-1 (.093) Neutral 0-4 (.000) Overall 14-40-1 (.264)								
1994	Bill Stewart		1	10	0	153	437	
1995	Bill Stewart		4	7	0	269	350	
1996	Bill Stewart	3	3	8	0	189	296	
Stewart: Home 5-10 (.333) Away 3-13 (.187) Neutral 0-2 (.000) Overall 8-25 (.242)								
1997	Ted Cain		0	11	0	93	384	
1998	Ted Cain	2	1	9	0	137	432	
Cain: Home 1-9 (.100) Away 0-11 (.000) Neutral 0-0 (.000) Overall 1-20 (.048)								
1998	Donny White*		0	1	0	10	36	
White: Home 0-1 (.000) Away 0-0 (.000) Neutral 0-0 (.000) Overall 0-1 (.000)								
1999	Cal McCombs		1	10	0	77	400	
2000	Cal McCombs		2	9	0	227	434	
2001	Cal McCombs		1	10	0	164	446	
2002	Cal McCombs		6	6	0	314	415	
2003	Cal McCombs		6	6	0	359	257	
2004	Cal McCombs		0	11	0	137	327	
2005	Cal McCombs	7	3	8	0	230	319	
McCombs: Home 13-27 (.325) Away 5-32 (.135) Neutral 1-1 (.500) Overall 19-60 (.241)								
2006	Jim Reid		1	10	0	199	433	
Reid: Home 1-3 (.250) Away 0-7 (.000) Overall 1-10 (.091)								
All-Time Totals			448	596	42	16,681	20,170	

*Athletic Director Donny White coached the final game of the 1998 season vs. The Citadel, on an interim basis.





Home and Away Records

YEAR	HOME			AWAY			NEUTRAL		
	W	L	T	W	L	T	W	L	T
2006	1	3	0	0	7	0	0	0	0
2005	2	4	0	1	4	0	0	0	0
2004	0	5	0	0	6	0	0	0	0
2003	4	2	0	2	3	0	0	1	0
2002	3	2	0	2	4	0	1	0	0
2001	1	5	0	0	5	0	0	0	0
2000	2	4	0	0	5	0	0	0	0
1999	1	5	0	0	5	0	0	0	0
1998	1	5	0	0	5	0	0	0	0
1997	0	5	0	0	6	0	0	0	0
1996	2	3	0	1	5	0	0	0	0
1995	3	2	0	1	4	0	0	1	0
1994	0	5	0	1	4	0	0	1	0
1993	1	3	0	0	6	0	0	1	0
1992	3	2	0	0	5	0	0	1	0
1991	3	2	0	1	4	0	0	1	0
1990	3	2	0	1	4	0	0	1	0
1989	2	3	0	0	5	1	0	0	0
1988	2	3	0	0	5	0	0	1	0
1987	3	2	0	1	4	0	0	1	0
1986	0	4	0	1	6	0	0	0	0
1985	3	1	1	0	6	0	0	0	0
1984	1	3	0	0	5	0	0	1	0
1983	2	4	0	0	5	0	0	0	0
1982	3	1	0	1	4	0	1	1	0
1981	2	2	0	3	1	1	1	0	0
1980	1	2	1	2	4	0	0	1	0
1979	4	1	1	2	3	0	0	0	0
1978	1	4	0	1	4	0	1	0	0
1977	5	0	0	2	4	0	0	0	0
1976	2	2	0	2	2	0	1	1	0
1975	1	3	0	2	4	0	0	1	0
1974	4	0	0	2	4	0	1	0	0
1973	2	1	0	1	7	0	0	0	0
1972	1	3	0	1	6	0	0	0	0
1971	1	2	0	0	7	0	0	1	0
1970	1	2	0	0	7	0	0	1	0
1969	0	2	0	0	6	0	0	2	0
1968	0	2	0	1	5	0	0	2	0
1967	2	1	0	2	2	0	2	1	0
1966	0	2	0	2	4	0	0	2	0
1965	2	0	0	1	6	0	0	1	0
1964	1	1	0	0	6	0	0	2	0
1963	2	0	0	1	2	2	0	3	0
1962	2	0	0	2	4	0	2	0	0
1961	0	1	0	5	2	0	1	1	0
1960	2	0	0	5	1	1	0	1	0
1959	2	0	0	3	1	0	3	0	1
1958	2	0	0	3	1	0	1	1	2
1957	2	0	0	5	0	1	2	0	0
1956	0	1	0	2	4	1	1	1	0
1955	0	2	0	1	4	0	0	3	0
1954	1	1	0	2	2	0	1	3	0
1953	1	1	0	2	4	0	2	0	0
1952	2	0	0	1	2	1	0	4	0
1951	2	0	0	4	3	0	1	0	0
1950	1	1	0	3	3	0	2	0	0
1949	1	1	0	0	3	0	2	1	1
1948	3	0	0	2	2	0	1	1	0
1947	2	1	0	0	4	1	1	0	0
1946	3	0	0	1	3	1	0	2	0

YEAR	HOME			AWAY			NEUTRAL		
	W	L	T	W	L	T	W	L	T
1945	3	1	0	1	2	0	1	1	0
1944	0	2	0	1	2	0	0	4	0
1943	1	1	0	0	3	0	1	2	0
1942	1	0	0	2	2	0	0	3	1
1941	0	1	0	2	4	0	2	1	0
1940	3	0	1	2	2	0	2	0	0
1939	2	1	0	1	2	1	3	0	0
1938	3	0	1	3	1	1	0	0	2
1937	2	3	0	2	1	0	1	1	0
1936	3	0	0	3	3	0	0	1	0
1935	0	4	0	1	2	1	1	1	0
1934	0	2	0	0	5	0	1	1	0
1933	1	1	0	1	4	0	0	2	1
1932	2	3	0	0	2	0	0	3	0
1931	1	2	1	1	2	0	1	2	0
1930	3	2	0	0	2	0	0	2	0
1929	3	1	0	2	1	0	3	0	0
1928	4	1	1	0	1	0	1	1	1
1927	4	0	0	1	2	0	1	2	0
1926	2	2	0	0	2	0	3	1	0
1925	4	0	0	0	2	0	2	2	0
1924	4	0	0	1	3	0	1	0	1
1923	5	0	0	2	1	0	2	0	0
1922	3	0	0	3	0	0	1	2	0
1921	3	1	0	0	2	1	0	2	0
1920	3	0	0	3	0	0	3	0	0
1919	2	0	0	1	1	0	3	1	0
1918	1	0	0	0	2	0	0	1	0
1917	4	0	1	0	1	0	0	3	0
1916	3	2	0	0	2	0	1	1	0
1915	5	0	0	0	1	0	1	1	1
1914	4	0	0	0	1	0	0	3	0
1913	6	0	1	0	1	0	1	0	1
1912	4	1	0	3	0	0	0	0	0
1911	5	0	0	0	1	0	2	0	0
1910	3	0	1	0	3	0	0	0	0
1909	3	1	0	0	1	0	1	1	0
1908	3	1	0	0	0	0	0	1	0
1907	5	0	0	0	1	0	0	2	0
1906	4	2	0	0	2	0	0	0	0
1905	2	2	1	0	1	0	0	2	0
1904	3	2	0	0	2	0	0	1	0
1903	2	0	0	0	0	0	0	1	0
1902	3	0	1	0	1	0	0	2	0
1901	3	0	0	1	1	0	0	2	0
1900	2	0	2	1	0	0	1	1	0
1899	1	0	0	0	0	0	0	0	0
1898	3	0	0	1	1	0	0	1	0
1897	2	0	0	1	1	0	0	1	0
1896	3	1	0	0	1	0	0	2	0
1895	3	0	0	1	0	0	1	1	0
1894	5	0	0	0	0	0	1	0	0
1893	3	1	0	0	0	0	0	0	0
1892	4	0	1	0	0	0	0	0	0
1891	2	0	0	1	0	1	0	0	0

Home Record: 257-161-15	Winning Percentage: .611
Away Record: 121-321-15	Winning Percentage: .281
Neutral Field Record: 70-109-12	Winning Percentage: .398
Overall Record: 448-596-42	Winning Percentage: .432

**A-A-A-A-A**

Howard Abegesah, 2006
 Jerry Acuff, 1969-70
 John Adametz, 1986-88
 Joe Adeebe, 1950
 Anthony Agostinelli, 1980-83
 Jeff Akers, 1997, 1999
 Floyd Allen, 1878-81
 Terrell Allen, 2005-06
 Will Alley, 1998-2000
 Mike Alston, 1976-79
 Kellam Ames, 1984
 Granville Amos, 1962-64
 Rudy Amos, 1961-62
 Bill Anderson, 1952
 Mel Anderson, 1958
 Marlon Anderson, 1992-95
 Ryan Anderson, 2005
 Andy Andrews, 1989-91
 Mike Andriulunas, 2001
 Fred Anson, 1950
 Leslie Apedoe, 1999
 Robbie Appell, 2005-06
 Frank Arbruzzese, 1966
 Dewayne Arkadie, 1989-93
 Butch Armstead, 1959-61
 Jason Armstead, 1998-2001
 Greg Arnett, 1974-77
 Joe Arnold, 1973-76
 Keashawn Artis, 2005-06
 Bill Ator, 1988-89
 Mark Austin, 1995
 Jeff Ax, 1985

B-B-B-B-B

Steve Bader, 1981
 Brett Badgett, 1994
 Lee Badgett, 1958-60
 Bill Bailey, 1974
 Jim Bailey, 1969-71
 Barry Baker, 1973
 Jack Baker, 1994
 Curt Baldwin, 1986
 Todd Baldwin, 2002-05
 Bob Ball, 1970-72
 Barry Ballard, 1981
 Steve Ballowe, 1969
 John Bangley, 1979
 Fred Barber, 1993
 Keith Barber, 1976-77
 Furnace Barnes, 2005
 Keith Barfield, 1973
 Lee Barnes, 1966-68
 Jeff Barnes, 1987-89
 Marcus Barnes, 2002-05
 Jason Barnett, 1992-93
 Chris Barnwell, 1988
 William Barringer, 1989
 Leon Barrow, 2006
 Brent Barth, 1999-2002
 Don Basham, 1956
 Stan Bass, 1981-82
 Richard Bates, 1977-78
 Terry Batts, 1992
 Tom Baur, 1972
 Truman Baxter, 1957-58
 Buff Beale, 1988, 1990
 Chuck Beale, 1961-63
 Jabarr Bean, 1994-97
 Jack Beason, 1995-96
 Greg Beck, 1976-77
 Austin Beckham, 1978-81
 Foster Beeker, 1996
 Bob Beerbower, 1971
 Vern Beitzel, 1970-71
 John Bell, 1999-2002
 Willie Bell, 2005-06
 Mike Bellamy, 1977-79
 Walt Bellamy, 1977-79
 Joe Benda, 1977-78
 Charles Bennett, 1996-98
 Jeff Berkley, 1994
 Kirby Bernick, 1950
 Bob Biddle, 1966-68
 Cliff Biram, 1972-73
 Rick Biram, 1973
 Charlie Bishop, 1966-67
 Brandon Bissell, 1995-97
 Bill Black, 1961-63
 Mark Black, 1985
 Eddie Blair, 1969-71
 Ozzie Blecher, 1981
 Andy Boardman, 1976
 Larry Boese, 1964-65
 Bill Boland, 1970-71
 Clinton Bond, 1998
 Ron Bongiovanni, 1972-74
 Tommy Bonnett, 1950-52
 Bob Bookmiller, 1976-78
 Ross Booth, 1998-99, 2001, 2004

Mark Bornhorst, 1982-84
 Jerry Borst, 1955-58
 Mac Bowman, 1970-72
 William Bowman, 1984
 A.S. Boxley, 1951, 1953
 John Boyd, 1961-62
 Tom Boyer, 1996-99
 Danny Bradach, 1973-76
 Mike Bradley, 1999-2002
 Art Brandriff, 1957-58
 Adam Brankamp, 2000-01, 2004
 Fritz Braunlich, 1986
 Keith Braxton, 1993-96
 David Brazier, 1989
 James Breckinridge, 1964-66
 Steve Breeding, 1969-71
 Shawn Breen, 1999
 Bill Brehaney, 1951-52
 Trent Bridges, 1983-86
 Jason Brinkmoeller, 2002
 Mark Bristol, 1985-87
 Jay Brock, 1982
 Cabell Brockman, 1997-98
 Hal Brodie, 1971-72
 George Brooks, 1970-72
 Ray Brooks, 1973-75
 Travis Brooks, 1998
 Jamie Browder, 1965
 Dave Brown, 1986-88
 Frank Brown, 1980
 Jeff Brown, 1984
 Jim Brown, 1975
 J.R. Brown, 1997
 Marcus Brown, 2004-06
 Rick Brown, 1989
 Robert Brown, 2004-06
 Sam Brown, 2000-03
 Steve Brown, 1999-2000
 Tony Browne, 1998-2001
 Henry Bruno, 1971
 William Bruant, 1966
 John Buchanan, 1994
 John Budde, 1978-80
 Glen Buck, 1989
 David Budlong, 1995-98
 Chris Bunn, 1986-87
 Zohn Burden, 2002-05
 Jim Burg, 1965-67
 Robert Burns, 1984-86
 Keith Burwell, 1992-93
 Scott Burris, 1996-98
 Joe Bush, 1962-64
 Ashley Butler, 1969
 Charlie Byrd, 1951-54
 Jimmy Byron, 1952

C-C-C-C-C

Alonzo Cabell, 1990-92
 Mark Cager, 1986-89
 Don Caldwell, 1979
 Randy Campbell, 1959-61
 Tom Campbell, 1967-69
 John Candler, 1959-61
 Martin Caples, 1958-60
 Thomas Carboni, 1981-83
 Skip Carleton, 1999-2002
 Greg Carlson, 2001-02
 Paul Carlton, 1950-52
 Lorenzo Carpenter, 1989-92
 Ward Carr, 1968
 Al Carter, 1988, 90
 Brett Carter, 1988
 Linwood Carter, 1965
 Scott Carter, 1981, 83
 Troy Carter, 1952-53
 Hunt Cary, 1991-92
 Jon Casarotti, 1990-91
 David Casteel, 2000-02
 Ryan Cates, 1998-2001
 Christopher Caudill, 1982
 John Cauffman, 1970
 Gene Cauthen, 1998-2001
 Chip Chace, 2005
 Walt Chalkley, 1971
 Bruce Chambers, 1970-72
 John Chapla, 1965-66
 Justin Cheney, 2006
 Robbie Chenault, 1997-99
 John Chicoli, 1986
 John Chisholm, 2000
 Cale Christensen, 1994-97
 George Chumbley, 1950-52
 Chris Clark, 1984-87
 Jeff Clark, 1992
 Jordan Clark, 1994, 1996-98
 Melvin Clark, 1973
 Robby Clark, 1975-78
 Robert Clark, 1990-93
 Stillman Clark, 1999-2000
 Troy Clark, 1985-87

D-D-D-D-D

Kevin Daigh, 1969-71
 Bobby Dale, 1956-58
 Bryan Dalton, 1998
 Jim Daly, 1983-85
 Tom Daniel, 1958-59
 Sam Daniels, 1993-94
 David Darden, 1988
 Louis Darden, 1978-80
 Eric Davidson, 1989-90
 Bill Davis, 1961-63
 Chip Davis, 1974, 1976
 Conrad Davis, 1961-63
 Craig Davis, 1989
 James Davis, 1989-90
 Joey Davis, 1991
 Robert Davis, 1984-85
 Benny Day, 1956-57
 Chip DeCarli, 1975-76
 Bruce DeGroot, 1972
 Frank DeLaine, 1973-75
 Andy Dearman, 1972-74
 Daryl Deke, 1981
 Cal Depew, 1968
 D.J. Derenzo, 1986
 Bill Dermott, 1965
 John Devlin, 1991-94
 John Dick, 1973
 Erich Diehl, 1985-87
 Chuck Dinninger, 1950-52
 Twris Dixon, 1995-97
 John Dodge, 1981
 Pat Donahue, 1984
 Tom Dooley, 1955
 Chris Doss, 1991-93
 Justin Douglas, 1996-98
 Tony Douglas, 1988-1990
 Matt Dowler, 2002-05
 Lou Drake, 1953
 Robert Draper, 1985
 Peter Dreisbach, 2003
 Steve Duddick, 1992-93
 Mike Dugan, 1971-72
 Tom Dumouchelle, 1988
 Brian Duncan, 2003-05
 Ed Duncan, 1960
 J.R. Dunkley, 1960-61
 Leslie Dunnville, 1979-81
 Andrew Dunnington, 1992-94
 Wyatt Durette, 1959-60
 John Durst, 1969-71

Walt Duryea, 1963
 Howard Dyer, 1958-60

E-E-E-E-E

Tommy Earle, 1977-79
 Frank Easterly, 1966-68
 Kris Edelman, 1991-92
 Mike Eden, 1978-81
 Heath Edmiston, 1994-97
 Mike Edwards, 1993-95
 Jerry Eggleston, 1950
 Claud Eley, 1950-51
 Greg Ellen, 1994-97
 Hill Ellett, 1964-66
 David Ellington, 1969-70
 Billy Elmore, 1955-56
 John Engels, 1956-58
 Eric Ensley, 1993
 Greg Enterline, 1982-84
 Dick Evans, 1957-59
 Nick Evanushik, 1955-57
 Chi Chi Ezekwe, 2006

F-F-F-F-F

Jon Fabyonic, 1992-94
 John Falzone, 1965-66
 Lou Farmer, 1955-56
 Tony Farry, 1972-74
 Martin Fedenko, 1977-79
 Greg Fedor, 1997-2000
 Neal Fely, 1983-84
 Dick Fencil, 1953-54
 Demond Ferebee, 1993-94, 96
 Tom Ferguson, 1974-77
 Thomas Felvey, 1950, 1952
 Doug Finlayson, 1970
 Al Florini, 1963
 Martin Fisher, 1957
 Rusty Fitzgerald, 1963-65
 Jason Fletcher, 1996
 W.F. Flood, 1970
 Raymond Flowers, 1989-92
 Mike Foesch, 1990-91
 Mike Foley, 1951-54
 Wade Foltz, 1979-81
 Lee Foresman, 1976
 Jimmy Foster, 1955
 Wes Foster, 1955
 Andy Fox, 1996-97
 John Fox, 2003-05
 Vicheal Fox, 2002-03, 2005
 Paul Fram, 1968-70
 Joe France, 1987
 John Frankeberger, 1950-51
 Bob Franks, 1971-73
 Mike Freeman, 1975-77
 Todd Freiwald, 1985-87
 Tim Friece, 1998, 2000
 Dan Fritz, 1979-80
 Brian Froehlich, 1990, 1992-93
 Teray Frost, 1997-2000
 Bill Fuller, 1986
 Keith Fuller, 1991
 Glen Furr, 1972-74

G-G-G-G-G

Pedro Garcia, 1998-99, 2001-02
 Johnny Garnett, 1974-77
 Jay Garrett, 1998-2000
 Robert Gay, 1992-93
 Tony Gentile, 1966-68
 Ralph George, 1973-76
 Andre Gibson, 1975-77
 Joey Gibson, 1999-2002
 Johnny Gilbert, 1952
 Rick Gilbert, 1978-79
 Don Giles, 1962-63
 Jim Sam Gillespie, 1957-58
 Jim Sam Gillespie III, 1992
 Jeff Gillette, 1994
 Chris Gilliland, 2004-06
 Ed Glackin, 1973-76
 Chal Glenn, 1979
 Brian Gliba, 1993-95
 Kim Glidewell, 1973-76
 Dutch Goddard, 1974-77
 Geoff Goff, 1991-94
 Terrell Golden, 2004-05
 Jose Gomez, 1977-78
 Tim Gompers, 1974-75, 1977
 Steve Good, 1969
 Weir Goodwin, 1950-51
 Rick Goodwin, 2006
 Teddy Gottwald, 1979-82
 Andrew Gore, 2006
 Erwin Grabisna, 1984
 Bill Graf, 1950
 Keith Graham, 1999-2002
 Bo Grant, 1974-76
 Mark Graybill, 1960-61

Anthony Green, 1976, 1978
 Titus Green, 2001, 2003, 2005
 J.C. Gregory, 1986
 John Griffin, 1965, 1967-68
 Marcus Griffin, 1995
 Rick Griffith, 1969-70
 Bill Grigg, 1978, 1980-81
 Dan Griles, 1992-94
 Jay Grumbling, 1950-51
 Marvin Gundy, 1993
 Bill Guy, 1952-53

H-H-H-H-H

Bob Habasevich, 1966-68
 Bill Haberlein, 1958-60
 Rusty Hale, 1989-91
 Eric Hall, 2003-06
 John Hall, 1970-72
 Mike Hall, 1979-81
 Tom Halliday, 1967, 1969
 Tony Hamilton, 1976-78
 Phil Hamric, 1959
 George Handler, 2006
 Steve Harrington, 1966-68
 Grant Harris, 2003-05
 Greg Harris, 1993-96
 Mike Harris, 1995-98
 Noel Harris, 1978
 Ryan Harris, 2004
 Eric Harrison, 1987-88, 1990
 James Harrison, 1983
 Eric Hart, 1962-64
 Leon Hartless, 1960
 Thomas Haskins, 1993-96
 Mike Hatfield, 1980
 Bruce Hauck, 1983
 Taylor Hay, 1950
 Wade Hawkins, 1987-90
 Mike Hayes, 1997
 Tim Hayes, 1988-89
 Daryl Haymon, 1999-2000
 Willard Hays, 1950
 Tom Hedge, 1950
 Stewart Heishman, 1984-85
 Mark Hennigan, 1989
 Gabe Hensley, 1999-2000
 Wayne Hepler, 1969-70
 Paul Hebert, 1965-67
 John Herrin, 1998
 Jack Herzog, 2003-06
 Jake Hickman, 1994-97
 Jack Hill, 1950
 Ron Hill, 1993, 1995-97
 John Hince, 1966-67
 Doug Hines, 1973-75
 Blake Hippensteel, 1981-83
 John Hobbs, 1973-76
 Bob Hockley, 1967-69
 Bill Hoehl, 1960-61
 Chris Hoffman, 1990
 Kelly Holbert, 1990-92
 Christian Holland, 1951
 Richard Holland, 1997, 99-00
 Colby Hollingsworth, 2003-06

Ray Holloway, 2004
 Rod Hollowell, 1960
 Avi Hopkins, 1995-97
 Sam Horner, 1957-59
 Butch Hostetter, 1977-80
 Charles Houk, 1995-97
 Tommy Howell, 1970
 Craig Howard, 1999-2001
 Jeff Hubbard, 1992-94
 Jim Hubbard, 1987-89
 Paul Hudson, 1950-51
 Justin Huggard, 2002-05
 Kyle Hughes, 2006
 Kamau Hull, 2001, 2003-05
 Michael Hulyo, 1981-84
 Jay Hunt, 1997-98
 Scott Hunter, 1985
 Larry Hupertz, 1977-79
 Joe Hurley, 1986-88
 Eric Hutchings, 1973-76
 Mike Hutchings, 2006
 Myles Hutchinson, 1951

I-I-I-I-I

Wilson Ileso, 2006
 George Inge, 1988-90
 Tom Inge, 1959
 Jim Ingram, 1970-71
 Mike Inteso, 1987
 Richard Irby, 1964, 1966
 Garland Isaacs 1972, 1974
 Steve Isola, 1991
 Gordon Ivascu, 1980

J-J-J-J-J

Carl Jackson, 1978
 Darius Jackson, 1994, 1996-98
 Nathaniel Jackson, 2004-06
 P.J. Jackson, 1998-2000
 Oliver James, 1979-80
 Raleigh James, 1972
 Paul Janshego, 1954-55
 Greg Jarvis, 1987
 Tony Jaworski, 1970-71
 Butch Jennings, 1990-91
 Mike Jesensky, 1979
 Thomas Jewett, 1980-82
 Andre Johnson, 1992-94
 Arturo Johnson, 1987
 Chris Johnson, 1986
 Christian Johnson, 2003-04
 Derrick Johnson, 1983-86
 Deshawn Johnson, 1994-96
 John Paul Johnson, 1955
 Kyle Johnson, 2006
 Marlon Johnson, 1995
 Pete Johnson, 1956-58
 Spike Johnson, 1992-93
 William Johnson, 1973
 Curtis Johnson, 1980-81
 Donnie Johnston, 2002-04
 Duke Johnston, 1956-57
 Bob Jones, 1970
 Cory Jones, 1990
 Craig Jones, 1976-79
 Glenn Jones, 1974-77
 Hugh Jones, 1964-65
 Robby Jones, 1977-79
 Royce Jones, 1952-54
 Stephanie Jones, 1983-85
 Stinson Jones, 1958-61
 Toby Jones, 1981-83
 Bobby Jordan, 1954-57
 Brian Jordan, 1990-92

K-K-K-K-K

Vic Kane, 1991-92
 Carl Kasko, 1956-58
 Rick Kastleberg, 1973
 Verne Keefer, 1956-58
 Chris Keefer, 1989-91
 Jehan Keitt, 2003
 Christian Kelly, 2006
 Mike Kemp, 1987-89
 Yerry Kenneally, 1970
 Don Kern, 1959-60
 Rick Killmeyer, 1992-94
 Scott Kimball, 1983
 Mike Kimberly, 1989
 Randy Kinsey, 1970
 Robert Knislow, 1951
 Michael Kirk, 2000-03
 Ted Kirk, 1969-71
 Bill Kirkland, 1957-78
 Bruce Kitchner, 1979
 Karl Kinar, 1951-53
 Wes Kite, 2000, 2002
 Matthew Kluk, 1999-2002
 Don Komara, 1980-81
 Ken Kovac, 1986
 Travis Kraft, 1994
 Andy Kratt, 1996
 Jerry Kress, 1954
 Steve Krickovic, 1985-86
 Kerr Kump, 1967-68
 Tom Kurkoski, 1980-81

L-L-L-L-L

Bob LaPosta, 1965
 Frank Ladson, 1982-83
 Darian Lafferty, 1999-2001
 Jim Lambert, 1965
 Mark Lambert, 1975-77
 Pete Lampman, 1986-88
 Butch Land, 1962
 John Landry, 1970-72
 Jack Lanford, 1950-52
 Jay Lasek, 1980-82
 Boo Lassiter, 1989-90
 John Laerman, 1950
 Charlie Lavery, 1952-55
 Brad Lawrence, 1988
 Steve Lawrence, 1975
 David Lawson, 1993
 Mark Layne, 1978-80
 Carl LeBourdais, 1954-56
 Bill Leck, 1950
 Mike Ledford, 1992-93
 Jerry Ledlow, 1985
 Bob Lee, 1964
 John Lee, 1984
 Tommy Leemon, 1969
 Ken Legum, 1959-61
 Rob Lighty, 1950-51





Lettermen (1950-2006)

Brian Lengvarsky, 1997-99
Al Lester, 1994-97
Bruce Leve, 1962
Cornell Lewis, 1995-97
Charlie Liesfield, 2003-06
Scott Lipscomb, 1980-83
Tommy Lloyd, 2004-06
Bob Lockridge, 1968-70
Dickie Lockridge, 1979
Jimmy Lofton, 1972-75
John Long, 1981-84
Chip Louthan, 1974
Howie Lowden, 1994-96
Jack Lowden, 1950
Neil Lowenstein, 1982-84
Travis Ludden, 2005-06
John Ludd, 1967-69
Allan Lunsford, 1989-90
Frank Lumpkin, 1978
Rich Lykins, 1970
Dan Lyle, 1989-92
Josh Lyles, 2001-04
Dick Lyons, 1952, 1954-55

M-M-M-M-M

Travis Mabrey, 1987-89
James MacDonald, 1950-51
Gary Mackey, 1966-68
Mike Maguigan, 1966, 1968
Michael Mahoney, 1966
Abey Malave-Lopez, 2000-02, '04
Brian Malast, 2000, 2002-03
Mike Maleski, 2002-05
Jimmy Mallis, 1986
Thomas Manning, 1984
Cameron Manuel, 1979
Johnny Mapp, 1951-53
Jeff Marcey, 2006
Ted Mariani, 1951-52
Alvin Markhand, 1950-51
Chuck Marks, 1967-68
Dan Martin, 1980-82
Dave Martin, 1955
Curtis Mason, 1989-92
Robert Mason, 2002-05
Art Massaro, 1982-84
Kevin Massenbun, 1982
Bland Massie, 1976
Gabe Mastrobun, 1977-80
Kip Mattis, 1987
Rick Mattoso, 1995
Lawrence Mauck, 1976
Matt Maxey, 1999-2002
Jonathan Mayo, 1992-94
Mike Mayo, 1984-87
Tim Maypray, 2006
Pete Mazik, 1962-63
Anthony Mazza, 1951
Jim McCallum, 1952
Chuck McCarthy, 1984
Pat McCarthy, 1977-79
Tom McCarthy, 1982-85
Travis McDaniel, 1991-93
Pat McDowell, 1997, 2000
Jim McFalls, 1955-58
Dick McFarlin, 1950
Bill McGarrah, 1984, 86-87
Matt McGonegle, 2004
William McGowan, 1966
Dan McGrew, 1986-88
Anthony McIntosh, 1985-88
Mark McIntyre, 1972-73
Steve McKenna, 1976-77, 1979
Patrick McKinney, 2006
Harry McKnight, 1972-74
Jeff McLean, 1976-78
Mark McLean, 1977-78
Chuck McLennan, 1955-56
LaShae McMillan, 2004
Bryant McMillian, 1991-92
Terrence McMillian, 1988
Richard McMin, 1990
Gary McNeal, 1955-56
Bobby McQueen, 1973-76
Graham McPherson, 1995-98
Chris Meacham, 1990-93
Ricky Mears, 1987-88
Turner Mebane, 1989-90
Dennis Merklinger, 1960-61
Ted Mervosh, 1964-66
Matt Metheney, 1988-90
Tom Mihalik, 1973-76
Ned Mikula, 1968, 1970
Dave Miles, 1973-75
Bill Miller, 1952-55
Brad Miller, 2003-04
Scott Miller, 1969-70
Malacki Mills, 1981-82
John Milstead, 1990-92

Nick Mims, 2006
Marcus Mines, 1989-92
Ryan Mingus, 2005
Claiborne Minor, 1964-66
Gil Minor, 1960-62
Rick Minor, 1969
Terry Minor, 1993-96
Kirk Minton, 1973
Aaron Mitchell, 1998, 2000
Bobby Mitchell, 1982-83
John Mitchell, 1982-83
Kevin Mitchell, 1982-83
Sidney Mitchell, 1992-94
Rob Mittelstadt, 1999
Sean Mizzer, 2002-04, 06
Bob Modarelli, 1960-62
Matt Modarelli, 1993
Jose Mojica, 1996-97
Justin Molloy, 1995-96
Dan Monahan, 1984-85
Kirk Monteleone, 2003-05
Joe Moody, 1954-56
Lee Moon, 1967, 1969
Alan Moore, 1966
Pat Moore, 1971
Ronnie Moore, 1972-75
Sean Moore, 2002-05
Joe Morabit, 1959
Allen Morgan, 1972-74
Jeff Morgan, 1976-79
Johnny Morgan, 1953-54
Mike Morgan, 1990-92
Pat Morrison, 1959-61
Chris Morris, 1999-2000
John Morton, 1973
Howard Moss, 1957-59
Kenny Moseley, 1999, 2001
Sam Moultrie, 1972
Bill Mowall, 1962
Defny Mubangu, 1997-99, 2001
Doug Muirhead, 1970-71
Mike Muller, 1978
Kerry Mullin, 1976
Mark Mulrooney, 1962-63
Camillus Musselman, 1990-93
Daniel Murphy, 1984
Calvin Murray, 1980-82
Hershel Murray, 1959
Larry Murray, 1988
Tom Myers, 1962-63

N-N-N-N-N

Tom Napier, 1970-72
Steel Narodzi, 2003-05
Joe Naselli, 1966-68
Derek Neal, 2000
Bill Nebraska, 1955-58
Mike Necessary, 1983-85
Chad Neely, 1994-95
Ed Negro, 1977-78
Roger Nerone, 1965
Dan Newcomer, 1973-74
Jay Newcomer, 1972-74
Doug Nichols, 1970-71
Richard Nickel, 1963
John Noon, 1970
Ronnie Norman, 1972-74
Mike North, 1969-70
Todd Northrop, 1987-89
Butch Nunnally, 1961-63

O-O-O-O-O

Robert Oaks, 2003-04
Jimmy O'Dell, 1958-59
John O'Donnell, 1967
Tim O'Neil, 1952
George O'Neill, 1956, 1958
Steve Oddi, 1974-77
Dale Ogg, 1976-78
Frank Oliver, 1965-66
Mike Ondos, 1958-59
John Orrison, 1966
Bob Oser, 1978-79
Greg Otey, 1984-86
Bob Owen, 1950
Hunt Ozmer, 1975

P-P-P-P-P

Steve Palmer, 1983-84
Steve Panchem, 1983-85
Brian Pannell, 1986, 1988-89
Mark Pappas, 1981-82
Jon Pardew, 1990-91
Darius Parker, 1996-99
Rick Parker, 1964
Tom Parker, 1972-73
Lance Parnell, 1990-91
Kenneth Parns, 1966
John Parrott, 1984-87

Ed Patnesky, 1962
Maury Pauling, 2002-03
Ken Patrick, 1959-60
Mike Patterson, 1963-64
Jeff Paul, 1989
William Paulette, 1968
Maury Pauling, 2001-04
Joe Paustenbaugh, 1978
Gerard Payne, 2006
Ed Pearson, 1996, 2000
Binnie Peay, 1961
Clark Peele, 1971
Mike Perfetti, 1989-92
Chris Perry, 2004-05
Gary Persinger, 1979-81
Adam Peters, 2003-06
Dave Petka, 1986-89
Neal Petree, 1950-51
William Pfeiffer, 1978
Ambrose Phillips, 1983-85
Richard Phillips, 1962-64
Dan Phlegar, 1963-65
Damon Piner, 1994
Charles Plageman, 1986-89
DeAngelo Plather, 2000-02
Eric Plogger, 1991-92
Wesley Poff, 1990
David Poldiak, 2000-01, 03-04
Bob Polk, 1960
John Portasik, 1950-51
Fred Poss, 1952-53
Rives Potts, 1970
Bill Powell, 1958-60
Joseph Powell, 1951
Bill Powers, 1986-87
Eugene Pribila, 1990-93
Gary Price, 2002-04
J.W. Price, 1961
Brett Prillaman, 1998-2001
Mark Prokop, 1999-2000
Mark Pruden, 1982
Wayne Purcell, 1987-90
John Puvogel, 2000-01, 03-04
Allan Pyke, 1973-75
Dave Pyle, 1976-77

Q-Q-Q-Q-Q

Bo Quattrone, 1987-89
Russ Quay, 1967
John Quinn, 1959
Brian Quisenberry, 1978-80
Henry Quisenberry, 1950-51

R-R-R-R-R

Kelly Raber, 1981-82
Bob Rader, 1955-57
Eric Radford, 1973-76
Jim Radle, 1982-84
Tom Radle, 1980-81
Paul Raitz, 1987
Bill Ralph, 1951-53
Glen Ralston, 1983
George Ramer, 1951-53
Pete Ramsey, 1969-71
Robert Randolph, 1965-66
Richard Rankin, 1965-66
Jacob Ratchford, 2001
Sam Ratcliffe, 1973
Steve Ray, 1970
Kevin Reardon, 1991-93
Dave Redman, 1984-85
Adam Reel, 2004-06
Andy Reel, 2001-02
Bill Reed, 1962, 1964
Ken Reeder, 1960-62
Greg Reesse, 1998
Ron Reisman, 1984
Don Reisch, 1970-71
Tom Replogle, 1974-77
Erik Reynolds, 1992-93
Jeff Reynolds, 1974-76
Jim Reynolds, 1975-77
Carl Rhodes, 1964-65
Tom Rhodes, 1964-65, 1967
Jim Rice, 1980-82
Oscar Richardson, 1972-74
John Ridling, 1970
Phil Riggelman, 1985-87
George Ripley, 1950-51
Worth Roberts, 1970
Darryl Robinson, 1980-83
Doug Robinson, 1988-89, 91-92
George Robinson, 1950-51
Joey Robinson, 2006
Joseph Robinson, 1977
Richard Robinson, 1996
Jacob Rochester, 2005-06
Bryan Rodriguez, 1999-2001
Steve Roenker, 1987-89

Mike Rogers, 1994-97
Chuck Rogerson, 1983-84
Louis Rolan, 1979-80
Victor Rosen, 2004
Bobby Ross, 1956-58
Dwayne Ross, 1988-91
Dan Rothermel, 1974
Bryan Roster, 2005
Louis Rucker, 1982-83, 85
Melvin Rucker, 1979-82
Nick Ruffin, 1956-58
Chris Rule, 1988-90
Mark Rumph, 1988-90
Ray Rushton, 1980-82
Brian Rychlik, 1992-93

S-S-S-S-S

Milt Salter, 1970-72
Charles Sanders, 1992-93
Walt Sanders, 1980-81
Musa Sanki, 2000-03
R.W. Sarver, 1983-84
Robert Savage, 1978-80
Brandon Savochka, 1992-93
Bob Scaglione, 1983-85
Tony Scales, 1989-92
Cliff Schademan, 2004
Ray Schaper, 1974-77
Larry Schaudies, 1971-73
Chip Schelhorn, 1974-75
Ryan Schelske, 2002
Bob Schmalzreid, 1965-67
Charlie Schmaus, 1966
Alvin Schmidt, 1989-90
Dave Schrader, 1969-70
Andrew Schultz, 1992
Ben Schultz, 1995, 1997
Tom Schultze, 1972-73
Ken Scott, 1958-59
Derek Screen, 2000-03
Harry Seigfried, 1976-77
Nick Servidio, 1952-54
Matt Sharpe, 2001-03
Wendell Shay, 1952-53
Bobby Sheddlock, 1965
Harry Shepherd, 1956-57
Jon Sherrod, 1993
Gary Shick, 1972
Fred Shirley, 1959-61
Gary Shope, 1970
Steve Short, 1980-82
Carl Showalter, 1980-81
Lou Shuba, 1959-60
Mike Shumaker, 1961, 1963
John Shuman, 1976-79
Joe Siler, 1952-53
R. C. Simmons, 2001-02, 2004
Mike Sisler, 1967-69
Rucker Slater, 1986
Tom Slater, 1963-65
Barry Smith, 1980-82
Clarence Smith, 2002-03
Derek Smith, 2006
Fred Smith, 1966-68
Jack Smith, 1994-95
Julian Smith, 1967
Larry Smith, 1966-68
Reginald Smith, 1981-83
Terry Smith, 1969
Tripp Smith, 2001-04
Charlie Snead, 1962-64
T.J. Snelling, 2000-03
Rob Snodgrass, 1993
Buzz Snyder, 1955
Joe Sokolowski, 1988-90
Kevin Solomon, 1999-2001
Allan Soltis, 1976-78
Brian Southard, 1989-92
Tom Sowers, 1968
Tony Spevak, 1995-96
Murphy Sprinkel, 1968-70
George St. John, 1951
Matt Staton, 1995
Joseph Stratford, 1966
Paul Staiger, 1973-74
Bill Staiback, 1967-68
Ned Stepanovich, 1975-77
Mark Stephenson, 1992-94
Marcus Stiltner, 1999-2001
Lee Stillwell, 1966-68
Mark Stock, 1985-86, 88
Ryan Stratis, 2006
Joe Straub, 1962-64
Chris Strock, 1995
Scott Strong, 1967
Joe Stump, 1950
Anthony Sturgill, 1999-2002
Roger Sturgill, 1986-89
Greg Sturz, 2001-03

Jason Stutts, 1995-96
Denny Sullivan, 1969-71
Ty Summers, 1999-2002
Darrell Summerville, 1994-95
Robert Susnar, 1986-87
Levi Swindell, 2006
Ron Swirk, 1955-57
Keith Sykes, 1986-88

T-T-T-T-T

Judd Tabor, 1994
Mike Talley, 1963, 1965
Ryan Talley, 1995
Paul Tate, 1981, 1983
Don Taylor, 1966-67
Joe Taylor, 2006
Keith Taylor, 2005-06
Lionel Taylor, 1986-89
Dennis Telzrow, 1964-66
Mike Teubner, 1969-71
Lloyd Thacker, 1957-58
Mike Thacker, 1965-67
Billy Thomas, 1994-97
Blake Thomas, 1990, 1972
Rick Thomas, 1969
Jim Thomas, 1967
Scott Thomasson, 1980-81
Eric Thompson, 2002
Maurice Thompson, 1982-84
Terry Thompson, 1982-84
Andre Thornton, 1994-97
Jim Thornton, 1952-54
Wayne Thornton, 1972
Dap Tillery, 1987-90
William Tilling, 1982-84
Cris Timmons, 1978-80
Andy Titone, 1986
Maximilian Toch, 1966
Lamont Toliver, 1984
Hugh Tompkins, 1966-68
Bruce Torbett, 1972-74
Bill Tornabene, 1961-63
Jim Toth, 1977
Richard Townsend, 1972
Tracy Toy, 1986-88
Colby Trammell, 1967, 1969
John Traynham, 1958-61
Tom Trobringer, 1979-80
Vince Trombetta, 1951
Jim True, 1958
Andy Tucker, 1961-63
Mike Tucker, 1972
Terry Tucker, 1992-94
Todd Tudor, 1980, 1982-83
Rick Tufaro, 1974-75
John Turley, 1956
John Turner, 1963-65
Leon Turner, 1978
Robert Turner, 1983
Mike Tutor, 1993-95
David Willie, 1981-84
David Tyler, 1982-84
Sam Tyus, 1986

U-U-U-U-U

Steve Umberger, 1980-82
Phil Upton, 1972-75

V-V-V-V-V

Dick Valentine, 1970-71
Matt Van Wie, 2002
Neil Varnado, 1988
Bill Vaughn, 1950
Dale Vaughn, 1954-55
Scott Vaughn, 1983-84
Ron Vaughns, 1999, 2001-03
Buster Venable, 1969-70
Andy Viola, 2005-06
Daniel VonSchuch, 2006

W-W-W-W-W

Randy Wainman, 2004
Doug Walker, 1961-63
Eric Walker, 1990, 1992-93
James Walker, 1984
Jim Wall, 1985-86
Damani Wallace, 1993-95
G.J. Walley, 1978-80
Chris Walsh, 1999-2002
Andrew Walton, 2004-05
Aubrey Walton, 1984, 1986
Jamaal Walton, 2003-06
Tommy Walton, 2003
Jeremy Ward, 2002-05
Kris Ware, 2006
Billy Dee Washington, 1998-2001
Jeff Washington, 1977-79
John Washington, 1986-89
Kevin Washington, 1985-88

Keith Washington, 1983-86
Todd Washington, 1989-91
Mike Watson, 2006
Tom Watt, 1950
Bob Watts, 1966-67
Barrett Way, 2004-06
Marvin Watts, 1971-73
Gregg Weaver, 1976-78
Ed Webb, 1999-2001
Rusty Webb, 2006
Cliff Weddington, 1993
Dick Weede, 1958-60
Kyle Weidlich, 1980-81
Mark Weiss, 1970-72
Bill Welsh, 1961-63
Eddie Wernzt, 1994-95
Larry Wertz, 1964-66
Jim Westbrook, 1969-70
Lake Westfall, 1953-55
Larry Wetsel, 1960
Jamie Whalen, 1991-93
Donnie White, 1962-64
Jason White, 1995-98
Jeff White, 1978-80
Ken White, 1988-99
Terry White, 1972-75
Tim White, 1984-85
Butch White, 1963-64
James Whitaker, 1988-90
Court Whitman, 1996-98
Quesian Wigfall, 1997-2000
Frank Wilder, 1990-91
David Wilkinson, 1965-66
Ron Wilkosz, 1974, 1976
Dick Willard, 1959-61
Calvin Williams, 1985-88
Gene Williams, 1971-73
Joe Williams, 1990-93
Larry Williams, 1976-78
Matt Williams, 2000
Tim Williams, 1991-92, 1994-95
Ty Williams, 1999, 2001
Eddie Willis, 1963-65
John Willison, 1973-76
Bland Wilson, 1950
John Wilson, 1983
Jonathan Wilson, 2003-06
Scott Wilson, 1994-95
Lee Wimbish, 1980-83
Cardell Winfield, 1995-98
Warren Witting, 1981-83
Rick Wittig, 1979
Chris Witts, 1989-90
Mike Woods, 1985, 1987-88
Eric Woodhouse, 1984-85
Chippy Woods, 1950-52
Tony Woods, 1989-91
Leon Turner, 1978
Mike Woodward, 1974
Dave Woolwine, 1951-54
Richard Woolwine, 1980-81
Roy Woolwine, 1984
Sam Woolwine, 1978-80
Sam E. Woolwine, 1955-57
Michael Wooten, 1981-84
Jimmy Workman, 1964
DeWitt Worrell, 1960-61
Ed Woy, 1951-52
Craig Wright, 1989
James Wright, 1984-87
Eric Wright, 1989-90

Y-Y-Y-Y-Y

Aaron Yarbough, 1997-2000
Jeff Yates, 1975
Rocky Yost, 1969-70
Dan Young, 1984-87
Bryant Youngblood, 2006

Z-Z-Z-Z-Z

Chris Zaleski, 1989
Warren Zeiders, 1951-52
Jeff Zeigler, 1989-92
Ricky Zgol, 1984-86
Daryoush Zia, 1984
Tony Zoetis, 1977-79



Henry Fairfax Ayers '06 Medal

(Given to the Most Valuable Player)

1971 - George Ramsey, III
 1972 - Mac Bowman
 1973 - Eugene Williams
 1974 - Andy Dearman, III
 1975 - Ronnie Moore
 1976 - Kim Glidewell & John Willison, Jr.
 1977 - Glen Jones
 1978 - Robby Clark & Dale Ogg
 1979 - Walt Bellamy & Jeff Morgan
 1980 - Butch Hostetter
 1981 - Floyd Allen
 1982 - Melvin Rucker
 1983 - Anthony Agostinelli
 1984 - Mike Wooten
 1985 - Al Comer
 1986 - Keith Washington
 1987 - Dan Young
 1988 - Mark Stock
 1989 - Charles Plageman
 1990 - Wayne Purcell
 1991 - Dwayne Ross
 1992 - Kelly Holbert
 1993 - Kevin Reardon
 1998 - Andre Curtis
 1999 - Stillman Clark
 2000 - Richard Holland
 2001 - Chris Walsh
 2002 - Joey Gibson
 2003 - Derik Screen
 2004 - Robert Mason
 2005 - Robert Mason
 2006 - Sean Mizzer

Harry G. Lee '47 12th Man Award

1989 - Frank Wilder
 1990 - Alvin Schmidt
 1991 - Matt Ankrum
 1992 - Brian Gliba

J. Smith Ferebee '27 Coaches' Award

1989 - Mark Cager
 1990 - Turner Mebane
 1991 - Mike Perfetti
 1992 - Brian Jordan
 2005 - Travis Ludden
 2006 - Jonathan Wilson

Academic All-American

1976 - Bob Bookmiller (2nd Team)
 1978 - *Bob Bookmiller (2nd Team)
 - Craig Jones (1st Team)
 1979 - *Craig Jones (1st Team)
 1983 - David Twillie (2nd Team)
 1984 - David Twillie (1st Team)
 1986 - Dan Young (1st Team)
 1987 - Dan Young (2nd Team)
 1988 - Anthony McIntosh (1st Team)
 *Recipient NCAA Postgraduate scholarship

Dr. Martin D. Delaney, Jr. '28 Award

(Originally begun as the Award of Honor, it is now given to the Most Improved Football Player.)

1958 - John Engels
 1959 - Marty Caples
 1960 - Not Awarded
 1961 - Dewitt Worrell
 1962 - Not Awarded
 1963 - Not Awarded
 1964 - Richard Phillips
 1965 - Unknown
 1966 - James B. Clarke
 1967-70 - Not Awarded
 1971 - Tom Napier and Walt Chalkley
 1972 - Blake Thomas
 1973 - Cliff Biram
 1974 - Ron Bongiovanni
 1975 - Ray Brooks
 1976 - Ralph George
 1977 - Jim Reynolds
 1978 - Allan Soltis
 1979 - Rick Gilbert
 1980 - Jeff White
 1981 - Ozzie Belcher
 1982 - Dan Martin
 1983 - Frank Ladson
 1984 - Neil Lowenstein
 1985 - Kevin Washington
 1986 - Erich Diehl
 1987 - Phil Riggleman
 1988 - John Adametz
 1989 - Tony Douglas
 1990 - Chris Witts
 1991 - Andy Andrews
 1992 - Robert Gay
 1993 - Robert Gay
 1998 - Darius Parker
 1999 - Matt Kluk
 2000 - Bryan Rodriguez
 2001 - Michael Kirk
 2002 - Musa Sarki
 2003 - Jonathan Wilson
 2004 - Kirk Monteleone
 2005 - Mike Maleski
 2006 - Jeff Marcey

National Football Foundation Scholar-Athletes

1978 - Bob Bookmiller
 1979 - Craig Jones
 1982 - Teddy Gottwald
 1984 - David Twillie
 1987 - Dan Young
 1988 - Anthony McIntosh
 1989 - Charles Plageman

Keydets in the NFL

Sam Horner - Washington Redskins (1960-61),
 New York Giants (1962-63)
 Pete Johnson - Chicago Bears (1959)
 Joe Muha - Philadelphia Eagles (1946-50)
 Bosh Pritchard - Philadelphia Eagles (1942,
 1946-51), New York Giants (1951)
 Vince Ragunas - Pittsburgh Steelers (1949)
 Ray Reutt - Pittsburgh-Philadelphia Steagles
 (1943)
 Mark Stock - Pittsburgh Steelers (1989),
 Washington Redskins (1993 & 1994) &
 Indianapolis Colts (1996)
 Bobby Thomason - Los Angeles Rams (1949),
 Green Bay Packers(1951), Philadelphia Eagles
 (1952-57)
 Mike Wooten - Washington Redskins (1987)

Keydets in Post-Season Play

Floyd Allen, Senior Bowl (1982)
 Lorenzo Carpenter, All-America Classic (1992)
 Andy Dearman, All-American Bowl (1975)
 Howard Dyer, Senior Bowl (1961) &
 All-American Bowl (1961)
 Jay Grumbling, Blue-Gray (1951)
 Weir Goodwin, Blue-Gray (1951)
 Sam Horner, Blue-Gray (1960)
 Jack Hutchinson, Blue-Gray (1948)
 Craig Jones, Hula Bowl (1980)
 Jim McFalls, Senior Bowl (1959)
 Joe Muha, Blue-Gray (1942)
 Bosh Pritchard, Blue-Gray (1941)
 Mark Stock, East-West Shrine (1989) &
 Senior Bowl (1989)
 Paul Shu, Blue-Gray (1939)
 Joe Stump, Blue-Gray (1948)
 Bobby Thomason, Blue-Gray (1948)
 Cameron Thompson, Blue-Gray (1948)
 Gene Williams, All-American Bowl (1974)
 John Willison, All-American Bowl (1977)

Note: Some team awards were not given from 1994-98.



Mark Stock played in the NFL for the Pittsburgh Steelers, Washington Redskins and Indianapolis Colts.






Alumni Memorial Field Records

- Best Home Season:** 5-0, 1977
- Most Points Scored by a Team:** 69, VMI vs. Central Florida, 1982
- Biggest Combined Score:** 107, VMI 52 vs. Gardner-Webb 55, 3 OT, Oct. 22, 2005
- Lowest Combined Score:** 3, VMI vs. Richmond (0-3), Sept. 30, 1967
- Longest Run From Scrimmage:** 98, Granville Amos (VMI), vs. William & Mary, Sept. 19, 1964
- Longest Pass Completion:** 94, Mike Pusey - Gerald Harp (Western Carolina), Oct. 28, 1978
- Longest Interception Return:** 90, Robert Mason (VMI) vs. Lehigh, Sept. 24, 2005
- Longest Kickoff Return:** 100 yds, Reggie Evans (Richmond), Sept. 15, 1979; Richard Holland (VMI) vs. Furman, Sept. 23, 2000
- Longest Punt Return:** 89, Ricardo Clark (Marshall) Oct. 27, 1990
- Longest Punt:** 77, Joe Agee (William & Mary), Nov. 8, 1985
- Most Field Goals:** 5, Craig Jones (VMI), vs. William & Mary, Sept. 10, 1977
- Longest Field Goal:** 53, Barrett Way (VMI), vs. Liberty, Nov. 6, 2004
- Most Individual Yards Rushing:** 277, Thomas Haskins (VMI) vs. The Citadel, Nov. 16, 1996
- Most Individual Yards Passing:** 422, Dave Brown (VMI), vs. Appalachian State, Nov. 15, 1986
- Most Individual Yards Receiving:** 240, David Conklin (William & Mary), Sept. 13, 1997
- Most Individual Yards, Total Offense:** 426, Ryan Alexander (Davidson), Sept. 2, 2006
- Most Individual Receptions:** 11, Kwento Ikwuezunma (Chattanooga), Oct. 13, 2001; Aryvea Holmes (Samford), Nov. 17, 2001
- Most Passes Intercepted (Individual):** 3, Marcus Johnson (The Citadel), Nov. 14, 1998; Jim King (The Citadel), Oct. 22, 1970; & Kenny Booker (UT-Chattanooga), Oct. 20, 1984
- Most Team Yards Rushing:** 539, Georgia Southern vs. VMI, Oct. 2, 1999
- Fewest Team Yards Rushing:** -3, VMI vs. Marshall, Sept. 24, 1988
- Most Team Yards Passing:** 498, William and Mary vs. VMI, Sept. 13, 1997
- Fewest Team Yards Passing:** 10, VMI vs. Furman, Sept. 14, 1974; & Wofford, Oct. 29, 1988
- Most Team Total Offense:** 688, UT-Chattanooga, Oct. 11, 1980
- Most Combined Total Offense:** 1060, VMI (527) vs. Gardner-Webb (533), Oct. 22, 2005
- Most First Downs:** 36, William & Mary, Oct. 12, 1991
- Most Yards Penalized:** 217, Richmond, Oct. 29, 1983
- Most Passes Intercepted (Team):** 6, Navy, Sept. 15, 1973
- Most Fumbles Lost:** 5, Appalachian State, Sept. 18, 1976 & Furman, Sept. 14, 1974
- Largest Crowd:** 10,000, VMI vs. Navy, Sept. 15, 1973
- Smallest Crowd:** 2,400, VMI vs. Davidson, Oct. 31, 1970



Dave Brown threw for 422 yards against Appalachian State on November 15, 1986.



Craig Jones kicked an Alumni Memorial Field record five field goals against William & Mary in 1977.





1891 (3-0-1)

VMI	OPP.
6 Washington and Lee	0
0 Washington and Lee	0
18 St. John's (Md.)	0
28 at Pantops	12
52	Totals 12

1892 (4-0-1)

VMI	OPP.
18 St. John's	0
12 Wake Forest	12
34 Duke	0
34 Kentucky	0
30 Washington and Lee	6
128	Totals 18

1893 (3-1-0)

VMI	OPP.
28 Washington and Lee	0
10 North Carolina	4
34 Richmond	0
0 Virginia	22
72	Totals 26

1894 (6-0-0)

VMI	OPP.
44 St. Albans	0
4 Washington and Lee	0
48 Hampton Athletic Club	0
16 Washington & Lee	0
10 Virginia Tech (Staunton)	6
16 Roanoke College	0
138	Totals 6

1895 (5-1-0)

VMI	OPP.
18 at Washington and Lee	0
44 Richmond	0
26 Roanoke College	0
30 Washington and Lee	0
42 N.C. State (Atlanta)	6
4 Virginia Tech (Lynchburg)	6
164	Totals 12

1896 (3-4-0)

VMI	OPP.
12 Washington and Lee	0
0 at Washington and Lee	6
42 Alleghany Inst	0
0 St. Alban's	22
14 St. John's	0
0 Virginia Tech (Roanoke)	24
0 Virginia (Lynchburg)	46
68	Totals 98

1897 (3-2-0)

VMI	OPP.
14 Columbia	4
0 at Vanderbilt	12
20 at Roanoke College	6
42 Hampden-Sydney	0
0 St. Alban's (Lynchburg)	4
76	Totals 26

1898 (4-2-0)

VMI	OPP.
33 Columbia	0
16 Richmond	0
29 at Washington and Lee	5
22 St. Alban's	5
5 Georgetown (Richmond)	11
5 at Navy	20
110	Totals 41

1899 (1-0-0)

VMI	OPP.
39 Washington & Lee	0
39	Totals 0

1900 (4-1-2)

VMI	OPP.
11 at Washington and Lee	0
0 Virginia	0
0 St. Alban's	0
11 Georgetown (Richmond)	16

41 Washington and Lee	0
18 Hampton Athletic Club	0
5 Virginia Tech (Roanoke)	0
86	Totals 16

1901 (4-3-0)

VMI	OPP.
30 Hampden-Sydney	0
0 at Georgetown	5
79 Richmond	0
46 at Washington and Lee	6
0 Virginia (Lynchburg)	29
0 Virginia Tech (Norfolk)	21
44 Maryland	0
199	Totals 61

1902 (3-3-1)

VMI	OPP.
0 St. Alban's	0
11 at Georgetown	23
33 Richmond	0
10 UNC (Lynchburg)	17
29 Hampden-Sydney	0
11 Washington and Lee	0
5 Virginia Tech (Norfolk)	50
99	Totals 90

1903 (2-1-0)

VMI	OPP.
24 Old Point College	0
6 N.C. State	0
6 North Carolina (Roanoke)	28
36	Totals 28

1904 (3-5-0)

VMI	OPP.
0 N.C. State	6
0 at Navy	12
26 Marine Officers	6
0 at Virginia	17
6 St. John's	12
6 Davidson	0
27 Augusta Military Acad.	0
5 Virginia Tech (Roanoke)	17
70	Totals 70

1905 (2-5-1)

VMI	OPP.
0 N.C. State	5
6 Davidson	8
0 UNC (Winston-Salem)	17
0 Virginia Tech (Richmond)	34
0 Randolph-Macon	0
11 St. John's	10
23 William & Mary	0
0 at Navy	29
40	Totals 103

1906 (4-4-0)

VMI	OPP.
0 N.C. State	17
0 Davidson	6
15 St. John's	6
0 at Virginia	4
6 Roanoke College	5
33 Maryland	5
10 Rollers (AMA)	0
4 at Richmond	6
68	Totals 49

1907 (5-3-0)

VMI	OPP.
17 at Virginia	18
6 Davidson (Roanoke)	10
0 Virginia Tech (Roanoke)	22
58 William & Mary	0
69 Baltimore Medical	0
37 Navy Yard Athletics	0
44 Roanoke College	0
52 Eastern College	0
282	Totals 50

1908 (3-2-0)

VMI	OPP.
21 William & Mary	0
40 Hampden-Sydney	0

2 St. John's	10
57 Staunton Mil. Academy	0
0 Virginia Tech (Roanoke)	10
120	Totals 20

1909 (4-3-0)

VMI	OPP.
28 Roanoke College	0
3 UNC (Lynchburg)	0
0 at Virginia	32
0 St. John's	6
22 Randolph-Macon	5
0 Davidson (Lynchburg)	8
6 William & Mary	0
59	Totals 51

1910 (3-3-1)

VMI	OPP.
0 at North Carolina	6
0 Norfolk Blues	0
33 William & Mary	0
0 at Virginia	28
22 St. John's	0
8 Maryland	0
6 at Georgetown	14
69	Totals 48

1911 (7-1-0)

VMI	OPP.
38 Rollers (AMA)	0
5 Davidson (Roanoke)	0
6 N.C. State	5
25 Randolph-Macon	0
6 at Virginia	22
38 Richmond	0
80 Catholic U	0
5 St. John's (Roanoke)	0
203	Totals 27

1912 (7-1-0)

VMI	OPP.
27 Hampden-Sydney	0
30 Richmond Medical	0
26 Gallaudet	6
19 at Virginia	0
3 at Kentucky	2
3 St. John's	25
34 Roanoke College	3
21 at John's Hopkins	0
163	Totals 36

1913 (7-1-2)

VMI	OPP.
9 Hampden-Sydney	0
33 William & Mary	3
14 Mississippi	0
67 St. John's	0
7 at Virginia	38
0 Morris Harvey	0
30 Baltimore College	0
14 N.C. State (Richmond)	7
17 Roanoke	0
6 Virginia Tech (Roanoke)	6
197	Totals 54

1914 (4-4-0)

VMI	OPP.
29 Hampden-Sydney	7
10 Richmond	0
28 William & Mary	0
6 Gallaudet	0
7 at Georgia Tech	28
7 UNC (Charlotte)	30
23 Clemson (Richmond)	27
0 Virginia Tech (Roanoke)	3
110	Totals 95

1915 (6-2-1)

VMI	OPP.
25 Hampden-Sydney	7
19 William & Mary	6
7 Gallaudet	0
13 Richmond	6
3 North Carolina (Greensboro)	3
0 at Virginia	44
21 Wake Forest	6

6 Clemson (Richmond)	3
9 Virginia Tech (Roanoke)	27
103	Totals 102

1916 (4-5-0)

VMI	OPP.
19 Hampden-Sydney	0
66 William & Mary	0
54 Gallaudet	0
9 at Maryland	15
13 at North Carolina	38
14 Catholic U	16
37 Clemson (Richmond)	7
7 Virginia	20
14 Virginia Tech (Roanoke)	23
233	Totals 119

1917 (4-4-1)

VMI	OPP.
15 Hampden-Sydney	14
53 William & Mary	0
0 at Army	34
14 Maryland	14
7 Davidson (Danville)	23
54 Roanoke	0
0 N.C. State (Richmond)	17
19 Gallaudet	3
0 Virginia Tech (Roanoke)	6
162	Totals 111

1918 (1-3-0)

VMI	OPP.
6 at Maryland	7
0 at Newport News Navy	41
19 Gallaudet	6
0 Virginia Tech (Roanoke)	6
25	Totals 60

1919 (6-2-0)

VMI	OPP.
3 Hampden-Sydney	0
21 W&M (Richmond)	3
0 at Virginia	7
0 N.C. State (Roanoke)	21
29 at North Carolina	7
14 Davidson (Lynchburg)	7
41 Roanoke	0
13 Virginia Tech (Roanoke)	0
121	Totals 45

1920 (9-0-0)

VMI	OPP.
54 Roanoke	0
136 Hampden-Sydney	0
22 at Virginia	6
35 Citadel (Lynchburg)	0
27 at Pennsylvania	7
14 N.C. State (Petersburg)	0
23 at North Carolina	0
96 Catholic U	0
24 Virginia Tech (Roanoke)	7
431	Totals 20

1921 (3-5-1)

VMI	OPP.
13 Roanoke	0
32 Hampden-Sydney	0
7 Virginia	14
7 at Pennsylvania	21
7 UNC (Richmond)	20
7 at N.C. State	7
7 at Kentucky	14
7 Virginia Tech (Roanoke)	26
107	Totals 102

1922 (7-2-0)

VMI	OPP.
34 at Lynchburg	7
50 Roanoke	0
62 Morris-Harvey	0
14 at Virginia	0
14 N.C. State (Norfolk)	0
61 Catholic U	0
7 UNC (Richmond)	9
46 at George Washington	0
3 Virginia Tech (Roanoke)	7
291	Totals 23





Year-By-Year Results

1923 (9-1-0)

VMI	OPP.
6 U.S. Marines	0
33 Lynchburg	0
7 at Georgia Tech	10
27 Roanoke	6
35 at Virginia	0
22 N.C. State	7
46 Emory & Henry	0
9 UNC (Richmond)	0
33 at Tennessee	0
6 Virginia Tech (Roanoke)	0
224 Totals	23

1924 (6-3-1)

VMI	OPP.
33 Wofford	0
39 Emory & Henry	0
0 at Georgia Tech	3
28 Roanoke	0
0 at Virginia	13
17 N.C. State (Richmond)	7
0 at North Carolina	3
10 at Kentucky	3
25 Hampden-Sydney	0
0 Virginia Tech (Roanoke)	0
152 Totals	29

1925 (6-4-0)

VMI	OPP.
33 Lynchburg College	0
27 N.C. State (Richmond)	6
9 Wofford	0
46 Emory & Henry	0
0 at Georgia Tech	33
17 Roanoke	14
10 at Virginia	18
27 UNC (Richmond)	23
0 Kentucky (Charleston, W.Va.)	7
0 Virginia Tech (Roanoke)	7
169 Totals	108

1926 (5-5-0)

VMI	OPP.
20 Wofford	0
10 Richmond	0
0 at Georgia Tech	13
7 Roanoke	13
7 Virginia	14
7 N.C. State (Richmond)	0
12 Davidson (Lynchburg)	7
0 at North Carolina	28
10 Kentucky (Charleston, W.Va.)	9
7 Virginia Tech (Roanoke)	14
80 Totals	98

1927 (6-4-0)

VMI	OPP.
37 Wofford	0
22 Richmond	0
0 at Georgia Tech	7
32 Roanoke	0
8 at Virginia	13
6 Maryland (Richmond)	10
20 at Davidson	0
7 North Carolina	0
0 Kentucky (Charleston, W.Va.)	25
12 Virginia Tech (Roanoke)	9
144 Totals	64

1928 (5-3-2)

VMI	OPP.
14 Hampden-Sydney	7
6 Richmond	6
0 at Georgia Tech	13
31 Roanoke	13
9 Virginia	0
0 Maryland (Richmond)	0
13 Davidson	0
0 Clemson (Lynchburg)	12
6 Kentucky	18
16 Virginia Tech (Roanoke)	6
95 Totals	75

1929 (8-2-0)

VMI	OPP.
19 Hampden-Sydney	0
40 at Richmond	0
7 at Florida	12
12 The Citadel	7
20 at Virginia	7
7 at Maryland (Richmond)	6
12 at Davidson	6
12 Clemson (Norfolk)	0
12 Kentucky	23
14 Virginia Tech (Roanoke)	0
155 Totals	61

1930 (3-6-0)

VMI	OPP.
12 Richmond	0
6 St. John's	0
6 at The Citadel	7
0 Virginia	13
0 Maryland (Richmond)	20
6 Davidson	0
0 Clemson	32
0 at Kentucky	26
0 Virginia Tech (Roanoke)	24
30 Totals	122

1931 (3-6-1)

VMI	OPP.
6 Hampden-Sydney	0
0 Richmond	7
0 at Duke	13
13 The Citadel	13
18 at Virginia	3
20 Maryland (Richmond)	41
0 at Davidson	7
7 Clemson (Norfolk)	6
12 Kentucky	20
6 Virginia Tech (Roanoke)	13
82 Totals	123

1932 (2-8-0)

VMI	OPP.
18 King College	6
0 at Kentucky	23
0 Duke	44
6 at The Citadel	12
0 Davidson	12
6 Virginia	4
7 Maryland (Richmond)	12
7 W&M (Richmond)	20
0 Richmond	7
0 Virginia Tech (Roanoke)	26
44 Totals	166

1933 (2-7-1)

VMI	OPP.
0 Emory & Henry	20
6 Duke (Greensboro)	37
0 at Army	32
0 at Davidson	6
19 Maryland	13
13 at Virginia	12
0 William & Mary (Norfolk)	14
6 at Kentucky	21
0 at Richmond	15
0 Virginia Tech (Roanoke)	0
44 Totals	170

1934 (1-8-0)

VMI	OPP.
0 Duke	46
6 at South Carolina	22
6 at Columbia	29
0 at Richmond	7
13 Virginia	17
13 William & Mary (Norfolk)	6
0 at Maryland	23
13 at Davidson	27
0 Virginia Tech (Roanoke)	13
51 Totals	190

1935 (2-7-1)

VMI	OPP.
26 H-S (Lynchburg)	0
0 at Tulane	44
0 at Columbia	12
6 Richmond	13
0 Maryland	6
0 at Virginia	0
19 at William & Mary	0
0 North Carolina	56
6 Davidson	14
6 Virginia Tech (Roanoke)	12
63 Totals	157

1936 (6-4-0)

VMI	OPP.
19 Wofford	0
24 South Carolina	7
0 at Kentucky	38
13 at Davidson	38
0 at Columbia	38
20 at Richmond	0
12 Virginia	6
21 at William & Mary	0
13 at Maryland	7
0 Virginia Tech (Roanoke)	6
122 Totals	140

1937 (5-5-0)

VMI	OPP.
6 Elon	12
7 Temple	18
20 William & Mary (Norfolk)	9
7 Davidson	0
21 at Richmond	7
26 at Virginia	7
7 at Army	20
7 Maryland	9
27 The Citadel	0
6 Virginia Tech (Roanoke)	12
134 Totals	94

1938 (6-1-4)

VMI	OPP.
33 Elon	7
12 at Virginia	12
0 at Navy	26
7 Clemson (Charlotte)	7
13 at Richmond	6
14 at William & Mary	0
47 at Maryland	14
6 Wake Forest	6
19 Davidson	6
6 Roanoke College	0
2 Virginia Tech (Roanoke)	2
159 Totals	86

1939 (6-3-1)

VMI	OPP.
41 Roanoke	0
0 at Kentucky	21
2 Davidson (Bluefield)	0
20 at Vanderbilt	13
16 Virginia	13
7 at Columbia	26
0 at Richmond	0
7 Duke	20
13 Maryland (Norfolk)	0
19 Virginia Tech (Roanoke)	7
125 Totals	100

1940 (7-2-1)

VMI	OPP.
33 Roanoke	0
0 at Duke	33
13 Newberry	0
13 at Davidson	7
7 at Virginia	0
7 at Richmond	9
0 William & Mary	0
20 Washington U	13
20 Maryland (Lynchburg)	0
14 Virginia Tech (Roanoke)	0
127 Totals	62

1941 (4-6-0)

VMI	OPP.
7 Clemson (Lynchburg)	36
13 at Temple	28
20 at Army	27
7 Virginia	27
25 at Richmond	7
13 Davidson (Lynchburg)	7
0 William & Mary	21
27 at Maryland	0
15 Virginia Tech (Lynchburg)	10
7 at Miami (FL)	10
134 Totals	173

1942 (3-5-1)

VMI	OPP.
0 Clemson (Lynchburg)	0
6 at Temple	7
38 at Virginia	18
29 Maryland	0
20 at Richmond	6
6 Davidson (Lynchburg)	24
0 at Wake Forest	28
6 William & Mary (Norfolk)	27
6 Virginia Tech (Roanoke)	20
111 Totals	130

1943 (2-6-0)

VMI	OPP.
0 at Temple	27
13 Davidson	0
12 Clemson (Roanoke)	7
0 at Richmond	27
0 Wake Forest (Lynchburg)	21
0 Virginia	34
7 at Georgia	46
14 Maryland (Roanoke)	21
46 Totals	183

1944 (1-8-0)

VMI	OPP.
6 Catawba	7
26 at Richmond	20
7 Wake Forest (Greensboro)	38
2 at Kentucky	26
0 Virginia (Lynchburg)	34
6 N.C. State	21
12 at Clemson	57
0 William & Mary (Portsmouth)	20
6 Maryland (Roanoke)	8
65 Totals	231

1945 (5-4-0)

VMI	OPP.
37 Emory & Henry	0
40 at Richmond	6
7 Virginia (Lynchburg)	40
21 N.C. State	14
9 at William & Mary	13
27 Vanderbilt	13
0 at Maryland	38
7 Catawba	14
7 Virginia Tech (Roanoke)	0
155 Totals	138

1946 (4-5-1)

VMI	OPP.
21 Catawba	7
7 at Richmond	7
0 at Georgia Tech	32
8 at Virginia	19
25 Davidson	0
0 at William & Mary	41
7 N.C. State (Roanoke)	49
26 at Furman	7
21 The Citadel	6
7 Virginia Tech (Roanoke)	20
122 Totals	188

1947 (3-5-1)

VMI	OPP.
13 Catawba	6
13 George Washington	7
0 at Georgia Tech	20
20 at Richmond	21



6	Virginia	35
14	at Davidson	14
20	at William & Mary	28
6	at The Citadel	7
28	Virginia Tech (Roanoke)	14
120	Totals	152

1948 (6-3-0)

VMI	OPP.	
28	Catawba	6
26	at George Washington	6
0	*William & Mary	31
9	at Richmond	0
14	at Virginia	26
33	Davidson	6
6	at Tulane	28
34	The Citadel	6
33	Virginia Tech (Roanoke)	7
183	Totals	116

1949 (3-5-1)

VMI	OPP.	
7	Quantico Marines	14
14	GWU (Lynchburg)	7
6	at William & Mary	54
14	*Richmond	7
13	Virginia (Lynchburg)	32
14	at Army	40
47	Davidson	6
14	at The Citadel	19
28	Virginia Tech (Roanoke)	28
157	Totals	207

* Tobacco Bowl-Richmond

1950 (6-4-0)

VMI	OPP.	
S23	25 Wm. & Mary (Roanoke)	19
S29	12 at G. Washington	15
O7	26 at Richmond	14
O14	0 at Texas A & M	52
O21	13 at Virginia	26
O28	13 Catawba	14
N4	46 at Davidson	6
N11	14 at Georgia Tech	13
N18	13 The Citadel	7
N23	27 Va. Tech (Roanoke)	0
189	Totals	166

1951 (7-3-0)
Southern Conference
Champions

VMI	OPP.	
S15	7 at Cincinnati	26
S22	29 Wofford	6
S29	34 at Richmond	0
O6	20 at William & Mary	7
O20	14 at Virginia	34
O27	34 at Catawba	14
N3	35 Davidson	13
N10	7 at Georgia Tech	34
N17	27 at The Citadel	21
N22	20 Virginia Tech (Roanoke)	7
227	Totals	162

1952 (3-6-1)

VMI	OPP.	
S20	13 William & Mary (Roanoke)	34
S26	0 at Miami (FL)	45
O4	28 Richmond	14
O10	28 at Florida State	7
O18	14 *Virginia	33
O24	20 at George Washington	20
N1	14 at Army	42
N8	21 W. Virginia (Roanoke)	39
N15	20 The Citadel	19
N27	7 Virginia Tech (Roanoke)	26
165	Totals	279

* Tobacco Bowl - Richmond, VA

1953 (5-5-0)

VMI	OPP.	
S19	44 Catawba	0
S26	13 George Washington	14

O3	7 at Richmond	13
O10	14 at The Citadel	0
O17	21 at Virginia	6
O24	20 at West Virginia	52
O31	7 at Florida State	12
N7	20 William & Mary (Roanoke)	19
N14	0 at Cincinnati	67
N26	28 Virginia Tech (Roanoke)	13
174	Totals	196

1954 (4-6-0)

VMI	OPP.	
S18	0 Davidson	19
S25	16 at George Washington	14
O2	19 at Richmond	6
O9	0 at Boston College	44
O16	0 at Virginia	21
O23	6 West Virginia (Bluefield)	40
O30	19 Florida State (Lynchburg)	33
N6	21 William & Mary (Roanoke)	0
N13	42 The Citadel	0
N25	9 Virginia Tech (Roanoke)	46
132	Totals	223

1955 (1-9-0)

VMI	OPP.	
S17	7 at Tulane	20
S24	6 George Wash. (Roanoke)	25
O1	0 Richmond	21
O8	12 West Virginia (Bluefield)	47
O15	13 at Virginia	20
O22	7 Davidson	21
O29	13 at William & Mary	20
N5	0 at Lehigh	39
N12	14 at The Citadel	7
N19	13 Virginia Tech (Roanoke)	39
85	Totals	259

1956 (3-6-1)

VMI	OPP.	
S15	47 at Stetson	6
S22	0 at Virginia	18
S29	12 at Army	32
O6	35 at Richmond	20
O13	20 Lehigh	27
O19	14 at George Washington	40
O27	13 at Davidson	13
N3	20 W&M (Lynchburg)	6
N10	6 at West Virginia	13
N22	0 Virginia Tech (Roanoke)	45
167	Totals	220

1957 (9-0-1)
Southern Conference
Champions

VMI	OPP.	
S21	7 at Tampa	0
S28	21 at Holy Cross	21
O5	28 at Richmond	6
O12	26 Davidson	14
O19	14 at William & Mary	13
O26	26 GWU (Roanoke)	20
N2	20 at Virginia	7
N9	12 at Lehigh	7
N16	33 The Citadel	7
N28	14 Virginia Tech (Roanoke)	6
201	Totals	101

1958 (6-2-2)

VMI	OPP.	
S20	46 Morehead State	20
S27	33 at Villanova	6
O4	12 Richmond	6
O11	6 William & Mary (Bluefield)	6
O18	13 at Tampa	12
O25	42 at Davidson	7
N1	33 Virginia (Norfolk)	0
N8	7 Lehigh (Lynchburg)	7
N15	6 at The Citadel	14
N27	16 Virginia Tech (Roanoke)	21
214	Totals	99

1959 (8-1-1)
Southern Conference
Champions

VMI	OPP.	
S19	46 at Marshall	0
S26	0 at Penn State	21
O3	14 Richmond (Portsmouth)	14
O10	19 Virginia (Lynchburg)	12
O17	26 William & Mary (Norfolk)	7
O24	34 Davidson	7
O30	28 at George Washington	6
N7	7 at Lehigh	6
N14	32 The Citadel	8
N26	37 Virginia Tech (Roanoke)	12
243	Totals	93

1960 (7-2-1)
Southern Conference
Champions

VMI	OPP.	
S17	33 at William & Mary	21
S24	28 at Buffalo	14
O1	21 Richmond	6
O7	34 at George Washington	10
O15	30 at Virginia	16
O22	14 at Boston College	14
O29	8 at Memphis State	21
N5	18 Lehigh	14
N12	20 at The Citadel	6
N24	12 Va. Tech (Roanoke)	13
218	Totals	135

1961 (6-4-0)

VMI	OPP.	
S16	33 at Marshall	6
S23	0 at Villanova	22
S29	8 at Richmond	6
O7	6 at G. Washington	30
O14	7 Virginia (Norfolk)	14
O21	13 at Davidson	0
O28	14 at William & Mary	7
N4	8 The Citadel	14
N11	39 at Buffalo	6
N23	6 Virginia Tech (Roanoke)	0
134	Totals	105

1962 (6-4-0)
Southern Conference
Champions

VMI	OPP.	
S15	22 G. Wash. (Lynchburg)	6
S22	0 at Villanova	24
S28	21 at Richmond	0
O6	0 at Boston College	18
O13	6 at Virginia	28
O20	20 Davidson	7
O27	6 William & Mary	0
N3	16 at The Citadel	7
N10	14 at Holy Cross	20
N22	14 Virginia Tech (Roanoke)	9
119	Totals	119

1963 (3-5-2)

VMI	OPP.	
S21	14 George Washington	6
S28	6 at Iowa State	21
O5	10 at Davidson	10
O12	0 Virginia (Richmond)	6
O19	12 *Navy	21
O25	7 at Richmond	7
N2	26 at William & Mary	6
N9	12 at Holy Cross	14
N16	33 The Citadel	8
N28	20 Virginia Tech (Roanoke)	35
140	Totals	134

* Oyster Bowl - Norfolk, VA

1964 (1-9-0)

VMI	OPP.	
S19	12 William & Mary	14
S26	14 at Richmond	20

O3	7 at Villanova	27
O10	19 *Virginia	20
O17	10 at Buffalo	14
O24	35 Davidson	0
O31	6 at Tulane	25
N6	7 at Detroit	28
N14	0 at The Citadel	17
N26	13 Virginia Tech (Roanoke)	35
123	Totals	200

* Tobacco Bowl - Richmond, VA

1965 (3-7-0)

VMI	OPP.	
S18	21 at William & Mary	32
S25	7 at Army	21
O2	0 at George Washington	14
O9	10 at Virginia	14
O16	0 at Southern Mississippi	3
O23	16 at Davidson	10
O30	12 at Boston College	41
N6	21 Richmond	14
N13	21 The Citadel	7
N25	13 Va. Tech (Roanoke)	44
121	Totals	200

1966 (2-8-0)

VMI	OPP.	
S17	14 at Villanova	13
S24	7 Georgia (Roanoke)	43
O1	0 at Boston College	14
O7	34 at Richmond	20
O15	27 at Virginia	38
O22	0 George Washington	13
O29	15 William & Mary	22
N5	6 at So. Mississippi	42
N12	14 at The Citadel	30
N24	12 Va. Tech (Roanoke)	70
129	Totals	305

1967 (6-4-0)

VMI	OPP.	
S16	46 Davidson	21
S23	9 at West Virginia	21
S30	0 Richmond	3
O7	28 *William & Mary	33
O14	22 The Citadel (Roanoke)	11
O21	6 at Georgia	56
O28	18 at Virginia	13
N4	38 Akron	14
N11	26 at Boston College	13
N23	12 Va. Tech (Roanoke)	10
205	Totals	195

* Tobacco Bowl - Richmond, VA

1968 (1-9-0)

VMI	OPP.	
S21	12 at Vanderbilt	25
S28	0 at Virginia	47
O5	13 Villanova	19
O11	7 W. Virginia (Roanoke)	14
O19	8 at The Citadel	13
O26	10 William & Mary	20
N2	0 at Richmond	35
N9	21 at Davidson	17
N16	13 at Boston College	45
N28	6 Va. Tech (Roanoke)	55
90	Totals	290

1969 (0-10-0)

VMI	OPP.	
S20	0 at Rice	55
S27	0 Richmond	20
O4	0 at West Virginia	32
O11	10 *Virginia	28
O18	2 The Citadel	28
O25	17 at William & Mary	25
N1	6 at Davidson	59
N8	11 at North Carolina	61
N15	32 at Boston College	49
N27	0 Va. Tech (Roanoke)	52
78	Totals	409

* Tobacco Bowl - Richmond, VA





Year-By-Year Results

1970 (1-10-0) VMI OPP. S12 13 Furman 0 S19 0 at Rice 42 S26 10 at West Virginia 47 O3 3 at Boston College 56 O10 10 at Virginia 49 O17 10 William & Mary 24 O24 9 at The Citadel 56 O31 21 Davidson 55 N7 13 at North Carolina 62 N14 17 at Richmond 40 N21 14 Va. Tech (Roanoke) 20 120 Totals 451

1971 (1-10-0) VMI OPP. S18 27 Davidson 3 S25 3 at Villanova 13 O2 0 at Furman 14 O9 24 Citadel 25 O16 6 at Richmond 21 O23 7 at William & Mary 12 O30 0 at Maryland 38 N6 0 at So. Mississippi 38 N13 3 at West Virginia 28 N20 8 Chattanooga 31 N27 0 Va. Tech (Roanoke) 34 78 Totals 257

1972 (2-9-0) VMI OPP. S9 3 East Carolina 30 S16 14 Davidson 18 S23 16 at Maryland 28 S30 15 at Richmond 34 O7 3 at The Citadel 42 O14 14 at Virginia 45 O21 3 William & Mary 31 O28 10 at Dayton 14 N4 31 Furman 7 N11 24 at West Virginia 50 N18 17 at UT-Chattanooga 0 150 Totals 299

1973 (3-8-0) VMI OPP. S8 0 at Virginia 16 S15 8 Navy 37 S22 0 at Richmond 35 S29 0 at Tulane 42 O6 23 The Citadel 6 O13 7 at East Carolina 42 O20 13 at Furman 19 O27 14 at William & Mary 45 N3 24 Davidson 17 N10 7 at Georgia Tech 36 N17 22 at Virginia Tech 21 118 Totals 316

1974 (7-4-0) Southern Conference Champions

VMI OPP. S14 7 Furman 0 S21 7 at Vanderbilt 45 S28 43 at Davidson 7 O5 22 *Virginia Tech 17 O12 20 at The Citadel 9 O19 14 at So. Mississippi 15 O26 31 William & Mary 20 N2 14 at Richmond 17 N9 10 at Virginia 28 N16 31 Colgate 14 N23 13 East Carolina 3 212 Totals 175 * Tobacco Bowl - Richmond

1975 (3-8-0) VMI OPP. S13 9 Delaware 10 S20 21 at Virginia 22 S27 55 Davidson 0 O4 13 at Furman 10

O11 10 at Georgia Tech 38 O18 19 *Richmond 24 O25 3 The Citadel 6 N8 7 William & Mary 13 N15 0 at Virginia Tech 33 N22 12 at East Carolina 28 N29 13 at Connecticut 3 162 Totals 187 * Tobacco Bowl - Richmond, VA

1976 (5-5-0)

VMI OPP. S11 20 at William & Mary 34 S18 12 Appalachian State 31 S25 0 at Richmond 43 O2 17 Furman 3 O9 7 *Virginia Tech 37 O16 3 East Carolina 17 O23 10 at Delaware 6 O30 13 **Virginia 7 N6 30 at The Citadel 14 N20 26 Indiana State 14 138 Totals 206 * Tobacco Bowl - Richmond, VA ** Oyster Bowl - Norfolk, VA

1977 (7-4-0) Southern Conference Champions

VMI OPP. S10 23 William & Mary 13 S17 14 at Army 27 S24 13 at East Carolina 14 O8 25 Richmond 0 O15 19 The Citadel 3 O22 20 at Lehigh 30 O29 21 Davidson 0 N5 30 at Virginia 6 N12 31 at Furman 28 N19 20 Rhode Island 7 N26 7 at Virginia Tech 27 223 Totals 155

1978 (3-8-0)

VMI OPP. S9 3 at William & Mary 10 S16 25 Bucknell 14 S23 3 at The Citadel 14 S30 17 at Virginia 9 O7 6 East Carolina 19 O14 23 *Richmond 6 O21 10 Lehigh 14 O28 12 Western Carolina 41 N4 3 at Georgia 41 N11 10 Appalachian State 31 N18 2 at Virginia Tech 28 114 Totals 227 * Tobacco Bowl - Richmond, VA

1979 (6-4-1)

VMI OPP. S8 7 William & Mary 3 S15 17 Richmond 7 S22 0 at Virginia 19 S29 10 at East Carolina 45 O6 24 East Tennessee St. 14 O13 27 at Appalachian St. 22 O20 6 The Citadel 37 O27 21 Furman 20 N3 13 Connecticut 13 N10 13 at Marshall 3 N17 20 Virginia Tech 27 158 Totals 210

1980 (3-7-1)

VMI OPP. S6 14 at Western Carolina 16 S13 13 at William & Mary 10 S20 17 Marshall 3 S27 16 at Furman 21 O4 0 at The Citadel 28 O11 10 U.T./Chattanooga 55 O18 22 at Richmond 17 O25 6 Villanova 17

N1 22 at Boston University 38 N8 16 Appalachian State 16 N15 6 *Virginia Tech 21 142 Totals 242 * Oyster Bowl - Norfolk, VA

1981 (6-3-1)

VMI OPP. S12 21 Western Carolina 14 S19 14 at Army 7 S26 31 William & Mary 14 O10 14 *The Citadel 0 O17 14 at Appalachian St. 14 O24 20 at Marshall 16 O31 10 at Virginia 13 N7 14 Richmond 45 N14 21 Furman 33 N21 6 at Virginia Tech 0 165 Totals 156 * Oyster Bowl, Norfolk, VA

1982 (5-6-0)

VMI OPP. S11 21 at East Tenn. State 3 S18 12 at William & Mary 24 S25 69 Central Florida 0 O2 3 at Furman 38 O9 7 at The Citadel 21 O16 35 James Madison 7 O23 14 *Richmond 0 O30 0 at Virginia 37 N6 20 Marshall 22 N13 31 Appalachian State 14 N20 3 **Virginia Tech 14 221 Totals 180 * Tobacco Bowl - Richmond, VA ** Oyster Bowl - Norfolk, VA

1983 (2-9-0)

VMI OPP. S10 14 William & Mary 28 S17 0 at Appalachian St. 31 S24 0 at Virginia Tech 28 O1 0 Furman 49 O8 6 The Citadel 27 O15 10 at Virginia 38 O22 24 East Tenn. State 12 O29 19 Richmond 35 N5 6 at U.T./Chattanooga 23

N12 14 Maine 12 N19 7 at Marshall 56 100 Totals 339

1984 (1-9-0)

VMI OPP. S8 13 at William & Mary 24 S15 7 at Virginia 35 S22 16 Western Carolina 22 S29 20 Appalachian State 16 O6 7 *Virginia Tech 54 O20 0 U.T./Chattanooga 35 O27 3 at Richmond 45 N3 24 at The Citadel 27 N10 17 at James Madison 21 N17 14 Boston University 41 121 Totals 320 * Oyster Bowl - Norfolk, VA

1985 (3-7-1)

VMI OPP. S14 15 at Virginia 40 S21 14 Richmond 28 S28 7 at North Carolina 51 O5 14 The Citadel 14 O12 23 East Tennessee State 19 O19 16 at Marshall 21 O26 39 William and Mary 38 N2 10 at Appalachian St. 26 N9 14 James Madison 7 N16 7 at U.T./Chattanooga 54 N23 30 at Western Carolina 35 189 Totals 333

1986 (1-10-0)

VMI OPP. S13 22 at William & Mary 37 S20 3 Furman 34 S27 7 at James Madison 39 O4 9 Marshall 16 O11 47 at The Citadel 30 O18 9 at Richmond 40 O25 0 at Western Carolina 34 N1 9 Central Florida 38 N8 6 at Georgia Tech 52 N15 6 Appalachian State 19 N22 20 at East Tennessee St. 31 138 Totals 370



Coach Bob Thalman led VMI to Southern Conference titles in 1974 and 1977.





1987 (4-7-0)

VMI		OPP.
S12 24	West Virginia Tech	3
S19 10	at Appalachian St.	27
S26 27	Wofford	11
O3 0	at Virginia	30
O10 7	at The Citadel	3
O17 17	James Madison	20
O24 7	at Marshall	42
O31 6	*William & Mary	17
N7 0	at Furman	38
N14 20	East Tennessee St.	13
N21 0	U.T./Chattanooga	31
118	Totals	235

* Oyster Bowl - Norfolk, VA

1988 (2-9-0)

VMI		OPP.
S3 10	at East Tennessee State	26
S10 7	at William & Mary	30
S17 13	Richmond	14
S24 20	Marshall	24
O1 13	at Furman	31
O8 20	Appalachian State	34
O22 0	at James Madison	37
O29 18	Wofford	17
N5 7	at Georgia Tech	34
N12 20	*The Citadel	31
N19 24	Western Carolina	20
152	Totals	298

* Oyster Bowl - Norfolk, VA

1989 (2-8-1)

VMI		OPP.
S2 16	East Tennessee State	17
S9 7	at North Carolina	49
S16 17	William & Mary	24
S23 22	at Richmond	27
S30 6	Furman	3
O7 0	at Appalachian State	34
O21 0	at James Madison	25
O28 10	at Marshall	40
N4 39	Davidson	36
N11 20	The Citadel	10
N18 14	at U.T. Chattanooga	14
151	Totals	306

1990 (4-7-0)

VMI		OPP.
S1 24	Catawba	7
S8 20	at Western Carolina	28
S15 24	James Madison	21
S22 17	at Army	41
O6 22	at Furman	51
O13 47	*William & Mary	59
O20 66	West Virginia Tech	27
O27 7	Marshall	52
N3 3	at The Citadel	23
N10 0	Appalachian State	17
N17 21	at East Tennessee State	20
251	Totals	346

* Oyster Bowl - Norfolk, VA

1991 (4-7-0)

VMI		OPP.
S7 35	East Tennessee State	20
S14 19	at Appalachian State	24
S21 42	Lafayette	21
S28 38	at Richmond	27
O5 28	Furman	46
O12 26	William & Mary	40
O26 14	*The Citadel	17
N2 0	at Virginia	42
N9 27	Western Carolina	25
N16 0	at Marshall	61
N23 14	at U.T. Chattanooga	50
243	Totals	373

* Oyster Bowl - Norfolk, VA

1992 (3-8-0)

VMI		OPP.
S5 16	at East Tennessee State	18
S12 16	at William & Mary	21
S19 16	Marshall	34
S26 48	West Virginia Tech	8

O3 13	at Furman	41
O10 25	at Western Carolina	28
O17 12	Appalachian State	27
O24 18	*Richmond	41
N7 44	Wofford	13
N14 0	at The Citadel	50
N21 37	UT-Chattanooga (OT)	34
245	Totals	315

* Oyster Bowl - Norfolk, VA

1993 (1-10-0)

VMI		OPP.
S4 14	at Richmond	38
S18 7	East Tennessee State	10
S25 9	at Army	31
O2 6	* William & Mary	49
O9 0	at Marshall	51
O16 35	UT-Chattanooga (2OT)	29
O23 0	Georgia Southern	57
O30 0	at Furman	24
N6 14	at Western Carolina	38
N13 33	at The Citadel	34
N20 21	Appalachian State	35
139	Totals	396

* Oyster Bowl - Norfolk, VA

1994 (1-10-0)

VMI		OPP.
S3 31	Richmond	34
S17 21	at East Tennessee State	31
S24 7	at William and Mary	45
O1 0	at Georgia Southern	49
O8 7	Marshall	49
O15 14	at UT-Chattanooga	49
O22 11	Furman	28
O29 7	Western Carolina	33
N5 15	James Madison	38
N12 14	*The Citadel	58
N19 26	at Appalachian State (OT)	23
153	Totals	437

* Oyster Bowl - Norfolk, VA

1995 (4-7-0)

VMI		OPP.
S2 28	at Richmond	51
S9 50	Liberty	31
S16 37	East Tennessee State	23
S23 24	at Furman	55
S30 7	William & Mary	27
O7 21	at Marshall	56
O14 17	UT-Chattanooga	12
O28 14	at Western Carolina	31
N4 24	Appalachian State	26
N11 34	at The Citadel	7
N18 13	*Georgia Southern	31
153	Totals	437

* Oyster Bowl - Norfolk, VA

1996 (3-8-0)

VMI		OPP.
S7 7	at Mississippi	31
S14 21	at William & Mary	40
S21 0	at East Tennessee State	38
S28 14	Furman	31
O5 17	at Georgia Southern	20
O12 20	Marshall	45
O19 28	at UT-Chattanooga	14
N2 14	Western Carolina	28
N9 20	Richmond	7
N16 34	The Citadel (2OT)	27
N23 14	at Appalachian State	26
189	Totals	296

1997 (0-11-0)

VMI		OPP.
S6 13	at Wofford	23
S13 12	William & Mary	41
S20 3	at Richmond	56
S27 14	at Furman	35
O4 0	Georgia Southern	49
O11 24	Chattanooga	27
O18 7	at Navy	42
N1 0	at Western Carolina	24
N8 7	Appalachian State	42
N15 6	at The Citadel	28
N22 7	East Tennessee State	17
93	Totals	384

1998 (1-10-0)

VMI		OPP.
S5 26	Lenoir-Rhyne	7
S12 0	at William & Mary	49
S19 8	at East Tennessee State	44
S26 14	Furman	51
O3 7	at Georgia Southern	63
O10 20	Wofford	42
O17 7	at Chattanooga	45
O24 38	Morehead State	41
O31 17	Western Carolina	39
N7 0	at Appalachian State	51
N14 10	The Citadel	36
147	Totals	468

1999 (1-10-0)

VMI		OPP.
S4 6	at Richmond	42
S11 15	Concord	14
S18 17	East Tennessee State	26
S25 0	at Furman	58
O2 0	Georgia Southern	62
O9 10	at Wofford	55
O16 0	Chattanooga	27
O23 14	William & Mary	35
O30 2	at Western Carolina	40
N6 7	Appalachian State	34
N13 6	at The Citadel	7
77	Totals	400

2000 (2-9-0)

VMI		OPP.
S2 31	Duquesne	57
S9 15	at William & Mary	55
S16 3	at East Tennessee State	38
S23 21	Furman	35
S30 3	at Georgia Southern	56
O7 28	Wofford	45
O14 14	at Chattanooga	27
O21 40	Charleston Southern	7
O28 31	Western Carolina	41
N4 0	at Appalachian State	52
N11 41	The Citadel	21
227	Totals	434

2001 (1-10-0)

VMI		OPP.
A30 18	at Duquesne	41
S8 0	William & Mary	34
S22 7	at Furman	65
S29 14	Georgia Southern	31
O6 14	at Wofford	59
O13 19	Chattanooga (OT)	16
O27 17	at Western Carolina	44
N3 17	Appalachian State	27
N10 7	at The Citadel	49
N17 28	Samford	46
N22 23	East Tennessee State	34
164	Totals	446

2002 (6-6-0)

VMI		OPP.
A31 27	at Charleston Southern	24
S7 41	Davidson	16
S14 31	at William & Mary	62
S21 21	at East Tennessee State	35
S28 28	Furman	55
O5 7	at Georgia Southern	52
O12 27	Wofford	16
O19 35	at Chattanooga	31
O26 38	Liberty	14
N2 23	Western Carolina	35
N9 13	at Appalachian State	54
N16 23	vs. The Citadel!	21
314	Totals	415

!- Charlotte, NC

2003 (6-6-0)

VMI		OPP.
A30 10	at Navy	37
S6 31	at Davidson	9
S13 24	William & Mary	34
S20 34	Norfolk State	9
S27 42	Georgetown	14
O4 28	at Liberty	31

O11 50	Charleston Southern	7
O18 25	Gardner-Webb	37
O25 25	at Richmond	35
N1 19	at Coastal Carolina	10
N8 48	Austin Peay	7
N15 23	vs. The Citadel!	27
359	Totals	257

!- Charlotte, NC

2004 (0-11-0)

VMI		OPP.
S4 14	at Ohio	42
S11 7	Richmond	34
S18 10	Tennessee Tech	16
S25 6	at William & Mary	42
O2 24	at Charleston Southern	25
O9 0	at Georgetown	21
O16 14	Coastal Carolina	21
O23 17	at Gardner-Webb	28
O30 10	at James Madison	41
N6 17	Liberty	38
N20 18	Wofford	19
137	Totals	327

2005 (3-8-0)

VMI		OPP.
S3 33	Davidson	0
S10 7	William & Mary	41
S17 14	at Duke	40
S24 26	Lehigh	28
O1 10	at Liberty	7
O8 34	Charleston Southern	12
O15 23	at Wofford	38
O22 52	Gardner-Webb (3OT)	55
O29 14	at #13 Coastal Carolina	38
N5 3	at #23 Richmond	38
N19 14	The Citadel	22

2006 (1-10-0)

VMI		OPP.
S2 20	Davidson	19
S9 19	at Norfolk State	32
S16 7	at Richmond	58
S23 6	at William & Mary	38
S30 7	James Madison	45
O7 7	at Army	62
O14 27	Coastal Carolina	31
O21 22	at Charleston Southern	27
O28 31	at Gardner-Webb	35
N11 21	at The Citadel	48
N18 32	Liberty	38





...A punt was returned for a touchdown?

VMI: Tera Frost vs. Charleston Southern, 79 yards, Oct. 21, 2000
Opp: Jeremy Trimble (Army), 76 yards, Oct. 7, 2006

...A kickoff was returned for a touchdown?

VMI: Kevin Solomon vs. Samford, 86 yards, Nov. 17, 2001
Opp: Dominic Bolden (Liberty), 97 yards, Nov. 18, 2006

...An interception was returned for a touchdown?

VMI: Marcus Brown vs. Gardner-Webb, 15 yards, Oct. 28, 2006
Opp: Stephen Cason (William & Mary), 57 yards, Sept. 10, 2005

...A blocked punt was recovered for a touchdown?

VMI: Musa Sarki vs. Charleston Southern, Oct. 11, 2003
Opp: Alexius Ferguson (Charleston Southern), Oct. 21, 2006

...A safety was recorded?

VMI: Vic Rosen vs. Charleston Southern, Oct. 8, 2005
Opp: Sherman Logan (Richmond, QB Tackled in Endzone), Sept. 16, 2006

...A team's own fumble was recovered for a touchdown?

VMI: John Puvogel vs. Gardner-Webb, Oct. 18, 2003
Opp: George Pressley (Gardner-Webb), Oct. 22, 2005

...An opponent's fumble was recovered for a touchdown?

VMI: Robert Mason vs. Chattanooga, 18 yard return, Oct. 19, 2002
Opp: Pierre Penn (Liberty), 43yard return, Nov. 18, 2006

...Teammates rushed for 100 yards?

VMI: T.J. Snelling, 109 yards & Sean Mizzer, 226 yards, vs. Davidson, Sept. 6, 2003
Opp: Justin Forte, 144 yards & Tim Hightower, 106 yards, Richmond, Sept. 16, 2006

...A quarterback surpassed the 100 yard mark in rushing and passing?

VMI: Tony Scales, 143 yards rushing & 164 yards passing, vs. Appalachian State, Oct. 17, 1992
Opp: Stacey Tutt, 104 yards rushing & 273 yards passing, Nov. 5, 2005

...An individual rushed for 200 yards?

VMI: Sean Mizzer (206 yards) vs. Davidson, Sept. 6, 2003
Opp: Dre Barnes (Liberty), 211 yards, Oct. 4, 2003

...A quarterback passed for 300 or more yards?

VMI: Jonathan Wilson vs. Austin Peay, 306 yards, Nov. 8, 2003
Opp: Ryan Alexander (Davidson), 404 yards, Sept. 2, 2006

...A receiver netted 100 yards in a game?

VMI: Zohn Burden, 153 yards vs. Gardner-Webb, Oct. 22, 2005
Opp: Maurice Price (Charleston Southern), 166 yards, Oct. 21, 2006

...An individual rushed for 100 yards and netted 100 yards receiving

VMI: Sean Mizzer, 106 yards rushing, 104 yards receiving, vs. Western Carolina, Nov. 2, 2002
Opp: N/A

...An individual intercepted 3 passes in a game?

VMI: Christian Kelly vs. Charleston Southern, Oct. 21, 2006
Opp: Marcus Johnson (The Citadel), Nov. 14, 1998

...An individual rushed for 3 or more touchdowns in a game?

VMI: Thomas Haskins, 4, vs. The Citadel, Nov. 16, 1996
Opp: Tory Cooper (The Citadel), 3, Nov. 11, 2006

...An individual threw 4 or more touchdowns in a game?

VMI: Jonathan Wilson vs. Gardner-Webb, 4, Oct. 22, 2005
Opp: Stacy Tutt (Richmond), 4, Sept. 11, 2004

...An individual caught 3 touchdown passes in a game?

VMI: Tera Frost vs. The Citadel, Nov. 11, 2000
Opp: William Andrews (Gardner-Webb), Oct. 18, 2003

...A punt was blocked?

VMI: Tripp Smith vs. Liberty, Nov. 6, 2004
Opp: Chase Chambers (Charleston Southern), Oct. 21, 2006

...A defensive 2-pt conversion was scored?

VMI: Grant Harris vs. Charleston Southern, Oct. 8, 2005

...A blocked field goal was returned for a touchdown?

VMI: Robert Mason, 69 yards, vs. Austin Peay, Nov. 8, 2003

...A shutout was recorded?

VMI: vs. Davidson (33-0), Sept. 3, 2005
Opponent: Georgetown (21-0), Oct. 9, 2004



Christian Kelly picked off three passes against Gardner-Webb during the 2006 season, marking the first time a Keydet had accomplished the feat in 33 years.



Kyle Kallander
Commissioner



James Companion
Associate Commissioner



Dawn Turner
Associate Commissioner



Mark Simpson
Director of
Public Relations



Nic Bowman
Assistant Director of
Public Relations



Chad Cook
Director of Marketing

For more than 20 years, the Big South Conference has been a progressive, NCAA Division I athletic Conference reflecting the energy and growth of the Southeastern United States. Founded in 1983, the Big South has matured into a competitive leader in college athletics, actively pursuing excellence both on the field of play and in the classroom. Based in Charlotte, N.C., the Big South Conference's growing presence as an NCAA Division I athletic league is evident by competitive success on the national stage, innovative marketing and media partnerships, increased television packages, the enhancement of the quality of the student-athlete experience, and strategic planning that has carried the Big South through the first decade of the 21st Century.

Entering its 24th year of existence in 2007-08, the Big South Conference continues to emerge by providing quality athletic competition while intentionally fostering the academic, personal, social, athletic and leadership development of each student-athlete. The League consists of eight member institutions: Charleston Southern University, Coastal Carolina University, High Point University, Liberty University, UNC Asheville, Radford University, Virginia Military Institute and Winthrop University. Two new members will join the Big South footprint in 2008-09 with the addition of Gardner-Webb University and Presbyterian College, which began its transition to Division I athletics in 2006.

The Big South reached new heights in 2006-07, as the League experienced monumental milestones in nearly every sport. In football, Coastal Carolina became the first Big South member to receive a berth in the NCAA Division I Championship, being selected as an at-large participant to highlight the Conference's fifth year of sponsoring football. In men's basketball, Winthrop became the first Big South member to be ranked in the national top 25 and first to win a first round NCAA Tournament with its 74-64 win over Notre Dame. In women's basketball, the Big South had two teams participate in the postseason for the first time in League history. In men's golf, Coastal Carolina became the first Big South squad to advance to the final round of the NCAA Championship and finished fifth - the Conference's highest-ever team finish in an NCAA event. In softball, Winthrop became the first Big South member to reach the Championship game of an NCAA Regional. In baseball, Coastal Carolina was ranked as high as No. 10 in the national polls, received a No. 1 seed in the NCAA Regional and became the first Big South member to host an NCAA Regional. In volleyball, Winthrop became the first Big South member to win a game in the NCAA Tournament. The Big South also had its first-ever women's cross country All-American in 2006-07, as well as its first women's golf All-American in 10 years.

The Big South Conference was formed on August 21, 1983, when Charleston Southern (then Baptist College) Athletic Director Howard Bagwell and Augusta President George Christenberry initially began recruiting members into the Big South. One month later, Dr. Edward M. Singleton was selected as the League's first Commissioner and continued to solicit new members. The League's seven charter members were Armstrong State, Augusta, Campbell, Charleston Southern, Coastal Carolina, Radford and Winthrop. In 1989, George F. "Buddy" Sasser replaced the retiring Dr. Singleton as Commissioner. Under Sasser's leadership, the Conference implemented its public relations and compli-

ance programs, and introduced its first-ever men's basketball television package, featuring the Big South competing among some of the finest teams in the nation. Sasser was so integral to the growth and foundation of the League that in 2000, the Commissioner's Cup, the annual award given to the institution with the most successful athletic year, was renamed the George F. Sasser Cup.

In August 1996, Kyle B. Kallander replaced Sasser as the League's third Commissioner, and in his 11 years at the helm of the Big South, Kallander has been instrumental in aggressively promoting the Conference to new levels. He developed the Big South Marketing Group, which has resulted in increased revenues and exposure for the Conference and its members. He also brought television coverage to Big South women's basketball, baseball and softball for the first time in Conference history and created the Big South Television Network in 2001 as a television syndicate for the League. Under Kallander's leadership, the Big South developed and initiated its first long-range strategic plan, re-affirming the League's vision as a distinctive athletic Conference committed to the quality of institutional life through athletic competition. In addition, Kallander has solidified membership with the addition of High Point in 1999, Virginia Military Institute in 2003 and future members Gardner-Webb and Presbyterian in 2008. Kallander's long range vision has also included technological advancements, as the Conference introduced its first live event video streaming in 2005 and has since expanded its video offerings to all sports. Kallander has also successfully integrated the Conference's profile with the member institutions' general student body, notably through the development of the Big South Academic Consortium, which sponsors the annual Academic College Bowl among League members and the Big South Undergraduate Research Symposium. In 2005-06, the Big South began its Sportsmanship Awards program and Graduate Fellowships program, honoring one graduating male and female student-athlete attending graduate school the following fall.

In the Fall of 2002, the Big South welcomed the addition of football as a Conference sport, bringing the number of Division I championship programs the Big South sponsors to 18, joining men's and women's cross country, men's and women's soccer, volleyball, men's and women's basketball, men's and women's indoor/outdoor track, men's and women's tennis, men's and women's golf, softball and baseball. The Big South receives automatic bids to NCAA Championships in men's and women's basketball, men's and women's soccer, volleyball, men's and women's golf, baseball, softball, and men's and women's tennis.

The Big South continues to secure aggressive and unique television packages, making the Conference one of the leaders among all Division I Leagues in television exposure for its student-athletes. Entering the 2006-07 season, the Conference will have an expanded lineup on regional network SportSouth, in addition to a partnership with the fledgling national network, The America Channel, allowing the Big South to televise its largest array of events and sports in its history. The Conference also boasts relationships with FSN South, Comcast SportsNet (CSN), Comcast Sports Southeast (CSS), College Sports Television (CSTV), Fox College Sports (FCS) and the ESPN family of networks, which will televise the 2008 Advance Auto Parts Men's Basketball Championship game live on ESPN.

BIG SOUTH FOOTBALL OPPONENTS

CHARLESTON SOUTHERN UNIVERSITY

Nickname: Buccaneers
Location: Charleston, South Carolina
Enrollment: 2,854
Stadium: CSU Stadium
Capacity: 4,000

COASTAL CAROLINA UNIVERSITY

Nickname: Chanticleers
Location: Conway, South Carolina
Enrollment: 7,021
Stadium: Brooks Stadium
Capacity: 6,408

GARDNER-WEBB UNIVERSITY

Nickname: Runnin' Bulldogs
Location: Boiling Springs, North Carolina
Enrollment: 3,900
Stadium: Spangler Stadium
Capacity: 7,800

LIBERTY UNIVERSITY


Nickname: Flames
Location: Lynchburg, Virginia
Enrollment: 17,200
Stadium: Williams Stadium
Capacity: 12,000



The Big South Conference

7233 Pineville-Matthews Road, Suite 100
Charlotte, NC 28226
Office Phone: (704) 341-7990
Media FAX: (704) 341-7991
Kyle Kallander, Commissioner
James Companion, Associate Commissioner
Dawn Turner, Associate Commissioner
Nancy Perkins, Office Manager
Mark Simpson, Director of Public Relations
Nic Bowman, Asst. Director of Public Relations
Chad Cook, Director of Marketing
Anthony Rizzo, Marketing Assistant
Beth Waggoner, Compliance/Administration Intern





THIS IS THE VIRGINIA MILITARY INSTITUTE



For six consecutive years, U.S. News & World Report's "America's Best Colleges," has named VMI as the No. 1 public-supported liberal arts college in the nation, and ranked its engineering program in the top one-third of "Best Undergraduate" accredited programs at schools offering only bachelor's and master's degrees. In addition, Princeton Review has named VMI to its "Best Mid-Atlantic Colleges" list.



THE INSTITUTE:

The Virginia Military Institute is the nation's oldest state-supported military college, founded in 1839 in Lexington, Virginia, located at the southern end of the Shenandoah Valley. VMI offers qualified young men and women a demanding combination of academic study and rigorous military training that exists nowhere else, and grants B.A. and B.S. degrees in fourteen disciplines within the general fields of engineering, science, and liberal arts. The Institute's emphasis on qualities of honor, integrity, and responsibility contributes to its unique educational philosophy. Professional leadership training is provided to all cadets through the Reserve Officers' Training Corps (ROTC) programs, maintained at VMI by the Department of Defense. Cadets are encouraged to pursue commissions in the U.S. Army, Air Force, Navy, or Marine Corps.

In every field of endeavor, whether it's leadership in business, industry, public service, education, the professions, or careers in the military, success comes early to a high number of VMI graduates. In an independent survey of college graduates seeking employment, armed forces commission, or admission to graduate or professional school following graduation, 95 percent of VMI graduates met their goal by the following October.

VMI's academic breadth is diverse, and curricula for the selected major begins the first year. About 40 percent of cadets major in civil, electrical, or mechanical engineering, about half the Corps majors in liberal arts fields, and the two most popular majors are economics/business and history.

For six consecutive years, U.S. News & World Report's "America's Best Colleges," has named VMI as

the No. 1 public-supported liberal arts college in the nation, and ranked its engineering program in the top one-third of "Best Undergraduate" accredited programs at schools offering only bachelor's and master's degrees. In separate rankings for engineering specialties, VMI's civil engineering program ranks ninth. VMI has been repeatedly included in Peterson's "Competitive Colleges," guide. The highly respected book includes information on, "top colleges for top students." In addition, Princeton Review has named VMI to its "Best Mid-Atlantic Colleges" list.

ALUMNI:

VMI's alumni support is unparalleled in many ways, especially in their financial support. In the most recent survey by the National Association of College and University Business Officers (2003), VMI's \$280 million endowment is the largest per student of any public institution.

VMI alumni include Nobel Prize winner George C. Marshall; ten Rhodes Scholars; and 40 college presidents. VMI alumni have distinguished themselves in every American conflict since the Mexican War, among them 7 Medal of Honor recipients, and 265 general and flag officers. Some 500 alumni served in Gulf War operations "Desert Storm" and "Desert Shield," and more than 1,000 VMI graduates are now or have been deployed in support of operations in Afghanistan and Iraq. Lieutenant General Carl A. Strock, Chief of Engineers for the U.S. Army, continues a long line of VMI graduates in the highest positions of military leadership.



THE VMI CORPS OF CADETS:

Today 1,300 young men and women in the VMI Corps of Cadets represent 47 states and nine foreign countries. More than 100 study abroad each year, one-third compete in intercollegiate athletics, and all have significant leadership opportunities.

All cadets reside in "Barracks," the centerpiece of the VMI "Post." The original structure was built in 1850 and is a National Historic Landmark. An additional wing was added in 1949.

VMI cadets uphold an honor system as old as the Institute. An oath of honor is taken by each cadet, "not to lie, cheat, or steal, nor tolerate those who do," and the oath is practiced in daily life. Because it is basic to cadet life, honor is ingrained, and builds strong character. Honor is the cornerstone of every cadet's lifelong commitment to integrity, duty, self-discipline, and self-reliance.

One of the oldest VMI traditions is the orientation and instruction provided to new cadets by old cadets. Regardless of background or prior training, every cadet in his/her first year at VMI is a "Rat," and each is a "Brother Rat" to the other. They live under the "Rat System" until "Break Out," and their bonds formed by this experience are lifelong.

FACULTY:

All VMI faculty members teach in the classroom, and 97 percent hold doctoral or terminal degrees in their disciplines. The cadet to faculty ratio is 11:1, permitting a close, "mentor" relationship between a cadet and instructor, and faculty research is frequently conducted in partnership with cadets. ROTC instructors are experienced military officers, and make an outstanding contribution to cadet leadership training.

ACADEMIC PROGRAM:

VMI's demanding academic program reflects established needs and emerging trends of an ever-changing global society. A robust undergraduate research initiative extends through summer, affording cadets and faculty financial incentives and continuous support for a wide range of investigative projects. The Institute's international programs include faculty and student exchanges with more than a dozen international academies and universities, seven foreign internships, and numerous study-abroad programs each semester and during the summer.

The Institute Honors Program offers highly motivated and high-achieving cadets the opportunity to enrich their academic experience, including through competition for

prestigious external scholarships. The Institute Writing Program seeks to equip cadets for both academic success and participation in the full range of rhetorical occasions they will encounter in their lives as citizens and professionals.

VMI is accredited by the Southern Association of Colleges and Schools, is a member of American Council on Education, the Association of American Colleges, the College Entrance Examination Board, and the Association of Virginia Colleges. VMI's engineering programs and the computer science program are accredited by the Accreditation Board for Engineering and Technology; and the chemistry program is accredited by the American Chemical Society.

MAJORS and DEGREES:

VMI offers the baccalaureate degree in 14 curricula. The B.S. is awarded in applied mathematics, chemistry, civil engineering, computer science, electrical engineering, mechanical engineering, and physics. The B.A. is conferred in economics and business, English, history, international studies, modern languages, and psychology. The B.S. or B.A. can be earned in biology. A course of study leading to the B.S. or B.A. is chosen upon entering VMI, but transfer from one major field of study to another is permitted.

FACILITIES:

The VMI Post is 134 acres. Twelve acres are designated a National Historic District. VMI's academic facilities, Superintendent's quarters, library, alumni hall, and other administrative buildings, along with Barracks, encircle a 12-acre parade ground used for marching drills, weekly parades, training exercises, and social gatherings. The George C. Marshall Research Museum and the VMI Museum are located on Post. Athletic grounds and facilities are within easy access to the Post.


VISION 2039:

From the perspective of VMI's long history, the 200th anniversary of its founding is just around the corner. Superintendent Gen. J.H. Binford Peay III '62 has set in motion Vision 2039, a program emphasizing excellence in such areas as the Institute's physical and cultural environment; academics; athletics; and military component. The strategic direction offered by Vision 2039 is designed to ensure VMI will be vibrant and relevant when the Institute's 200th anniversary arrives in 2039.





The Virginia Military Institute





THE HEALTHFUL AND PLEASANT ABODE OF A CROWD OF HONORABLE YOUTHS PRESSING UP THE HILL OF SCIENCE WITH NOBLE EMULATION A GRATIFYING SPECTACLE AN HONOR TO OUR COUNTRY AND OUR STATE OBJECTS OF HONEST PRIDE TO THEIR INSTRUCTORS AND FAIR SPECIMENS OF CITIZEN SOLDIERS ATTACHED TO THEIR NATIVE STATE PROUD OF HER FAME AND READY IN EVERY TIME OF DEEPEST PERIL TO VINDICATE HER HONOR OR DEFEND HER RIGHTS

COL J T L PRESTON



VIRGINIA INSTITUTE





The Virginia Military Institute



Interesting Facts About VMI:

- Founded in 1839 as the first state military college.
- VMI fields 16 men's and women's sports in five Division I conferences.
- Within five months of graduation, approximately 89% of each class has full-time employment or is in graduate school, including commissioned graduates (40%).
- 96% of full-time faculty members hold the Ph. D. or terminal degree.
- 11:1 student to faculty ratio.
- B.A. or B.S. degrees are offered in 14 disciplines in the fields of engineering, science, and liberal arts.
- For six consecutive years, U.S. News & World Report's "America's Best Colleges," has named VMI as the No. 1 public-supported liberal arts college in the nation.
- The VMI Foundation's \$280 endowment ranks first in the nation in endowment per student among public colleges and universities.

- 2007-08 academic year will mark the ten-year anniversary of female cadet admittance into the Corps at the Institute.

MILITARY





KEYDETS AND KANGAROOS

No, the Keydet is not a Kangaroo although the term "Keydets" has been used over the years to refer to VMI's athletic teams and the kangaroo has become the established mascot.

The kangaroo was adopted as VMI's mascot in 1947 when two VMI cheerleaders saw a picture of a kangaroo on the front of the magazine and realized how uncommon the animal was as a mascot. The marsupial was originally named "TD Bound", but sometime later his identity changed to "Moe".

VMI is one of only four colleges across the nation to have a kangaroo as a mascot, and only one of two schools among NCAA Division I institutions. The University of Akron's "Zippy" joins "Moe" as the only kangaroos in the Division I ranks.

The source and/or meaning of the nickname "Keydets" is not as easy to find. The term began to catch on in the mid 1930's - prior to that time, the football team was referred to as "The Flying Squadron". A popular, but unproven, explanation of the word "Keydet" is that due to the Southern drawl of some of the members of the Corps of Cadets, the common term cadet was transformed into Keydets. There are, of course many other possibilities. Regardless of which explanation is correct, the word "Keydet" like kangaroo, will continue to identify VMI's athletic teams.

LITTLE JOHN

The loud and thunderous booms that permeate the confines of Alumni Memorial Field on gameday Saturdays come from Little John, II, the Corps' own cannon. The present cannon used made its first appearance in September, 1958. replacing the original Little

John which was retired to the VMI museum after the undefeated football season of 1957.

The cannon presently used was designed by the late Col. Cary S. Tucker of the VMI faculty, is a three-fifths scale replica of a 1750 howitzer used in the Revolutionary War. It has a 20-inch barrel, which is adorned at the top by a shield from a cadet shako.

The cannon is fired when the Keydets take the field, after a VMI score, and after the end of quarters of play.

THE 12TH MAN

Few football playing institutions can boast 100 percent attendance of its student body at every home game. At VMI, the 1,300 member Corps of Cadets is present to support the Keydets for every contest at Alumni Memorial Field - from the opening kickoff to the final gun.

Approximately 45 minutes before kickoff on home game Saturdays, the Corps forms in front of barracks for the traditional pre-game march-down to Alumni Memorial Field.

The Corps is also responsible for the colorful and highly visible "spirit" sheets that are draped from Cocke Hall located across the street from the north stands of the stadium. Each company in the cadet Corps designs its own banner and project is carried out from start to finish by the respective company's "rats", or freshmen.

THE SOUTH'S FIRST

The first known football game to have been played in the south took place in 1873 between VMI and next-door neighbor Washington and Lee. The contest, played under different rules than





VMI and The Citadel play for the Silver Shako. The trophy is awarded to the winner of the series that is known as "The Military Classic of the South."

conventional modern day football, was played on the VMI Parade Ground with 50 players a side and won by Washington and Lee, 4-2.

VMI did not officially recognize football as an intercollegiate sport until 1891, but many games had been played by cadet squads before that time.

KEYDETS IN THE PROS

Eleven former VMI football players have risen to the professional ranks. The first was Bosh Pritchard "the Hopewell Hurricane" who played for the Philadelphia Eagles and New York Giants between the 1942 and 1951 seasons. The two most recent VMI football alumni to play professionally were Mark Stock, who played wide receiver for Pittsburgh, Washington, and Indianapolis between 1989 and 1996. Two-time All-American Thomas Haskins, VMI's all-time leading rusher, played five seasons with the Montreal Alouettes of the Canadian Football League.

Bobby Ross, who captained the 1959 VMI Football team, has distinguished himself as a coach in both the collegiate and professional ranks, served head coach of the San Diego Chargers and Detroit Lions, guiding the former to Super Bowl XXIX at the conclusion of the 1994. At the collegiate level, he coached The Citadel, University of Maryland, Army and Georgia Tech, winning a share of the 1990 national title at the latter.

TWO UNDEFEATED TEAMS

VMI has fielded two undefeated teams in its 114-year old football history.

The 1920 football squad, the "Flying Squadron" under coach Blandy Clarkson, is VMI's only undefeated and untied team. In 1920, VMI posted six shutouts on the year and tore through the likes of Virginia, North Carolina, and a highly rated Pennsylvania squad coached by the legendary John Heisman. The team outscored its opposition 431-20.

The 1957 squad under Coach John McKenna went 9-0-1, captured the Southern Conference championship, and attained a ranking as high as 13th in the nation before finishing at 20th in the final Associated Press poll. The team was also extended an invitation to play in the Sun Bowl.

Clarkson-McKenna Hall, the football building adjacent to Alumni Memorial Field, honors both coaches by bearing their names at the front entrance. The facility was dedicated in 1990.

RHODES SCHOLARS

Two VMI football players have earned the distinction of being Rhodes Scholars. Lee D. Badgett was selected in 1961, and Robert C. Randolph was named in 1967. Overall, four VMI athletes have been selected Rhodes Scholars including former VMI superintendent Josiah Bunting, III, a former swimmer from the class of 1963.

ALUMNI MEMORIAL FIELD AT FOSTER STADIUM

The home field of the Keydets was dedicated on October 15, 1921 in a game against the University of Virginia. In 1962, stands were constructed on the south side of the stadium, bringing total capacity to 10,000. The largest crowd to witness a game in the facility was an overflow gathering that saw VMI take on Navy on September 15, 1973. The facility received a major refurbishing in 2006 as part of the Foster Stadium improvements.

FAMOUS ALUMNI PLAYED FOOTBALL

General George C. Marshall, VMI's most distinguished alumnus and class of 1901, played left tackle on the varsity football team. Serving his country as both a soldier and statesman, Marshall rose to the rank of General of the Army and Chief of Staff during World War II, and his post-war achievements included ambassador to China, Secretary of Defense, Secretary of State, and the architect of the Marshall Plan. In 1953, General Marshall received the Nobel Prize for Peace.

SCHOOL COLORS

VMI's school colors are derived from the three colors that symbolized the three prominent branches of the United States Army. Dr. J.H. Campbell, a resident of Lexington, and a distinguished graduate, is credited with drawing on the significance of these colors and in 1886, wrote "Let red represent the Artillery, White the Infantry, and Yellow the Cavalry." The colors were gradually adopted for the athletic teams into the next century.

VMI FOOTBALL AND THE SOUTHERN CONFERENCE

Before joining the Big South, VMI was the oldest member in the Southern Conference and competed for the league crown for 78 years. VMI was admitted to the league in December, 1924 and captured seven league football crowns as a SoCon member. VMI won SoCon crowns in 1951, 1957, 1959, 1960, 1962, 1974, and 1977.






Lexington & Rockbridge County



LEXINGTON, VIRGINIA



Rockbridge County and Lexington are located in the Shenandoah Valley in west central Virginia, approximately 45 miles north of Roanoke, 140 miles west of Richmond, and 190 miles southwest of Washington D.C. and is home to many state and national historic landmarks and today serves as the retail, service, governmental, and educational center for the area. It has served as home to the renowned military strategists Thomas "Stonewall" Jackson and Robert E. Lee, along with inventor Cyrus McCormick and pioneer Sam Houston.

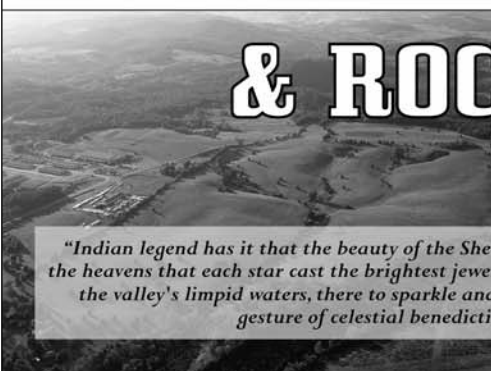


Rockbridge County is the home of Robert E. Lee, Stonewall Jackson, Natural Bridge, the Virginia Horse Center, Washington & Lee University, VMI and many more scenic, historic sites. The area offers many cultural, historical, recreational and shopping experiences for the most discriminating visitor, and the vibrant downtown area beckons you to visit our unique shops, galleries and restaurants.

There is an abundance of cultural and recreational opportunities available in Lexington including including the Lee Chapel, Stonewall Jackson's home and the George C. Marshall Research Foundation. Lexington is also increasingly becoming known as a desirable retirement location, both for its historical significance, natural beauty, and exceptional quality of life.



& ROCKBRIDGE COUNTY



"Indian legend has it that the beauty of the Shenandoah Valley so awed the heavens that each star cast the brightest jewel from its own crown into the valley's limpid waters, there to sparkle and shine ever after in a gesture of celestial benediction."

